



DURA pixel

Your OEM/ODM Partner

High-performing sunlight readable, high brightness LCD solutions from Litemax Outdoor ready functionality with industry leading LED backlight technology.

Enabling Intelligent Vertical Platforms

www.litemax.com

 **LITEMAX**[®]
Sunlight Readable LCD!

DURA pixel
LED B / L LCD

**LITEMAX®**

www.litemax.com

Enabling Intelligent Vertical Platforms

Product List - DURApixel

LED B / L LCD

Power Consumption/ Dimension: Panel Only

Size	Model No.	Brightness	Resolution	PPI	Ratio	Contrast	Power	Temp. Range	Viewing Angle	Dimension
6.5"	0625-E	1000	640 x 480	123	4:3	600:1	3.9W	-30 ~ 80°C	160(H) x 140(V)	153 x 118 x 10.9
7"	0708-T	1600	1280 x 800	215	16:10	800:1	5.6W	-20 ~ 70°C	176(H) x 176(V)	161 x 107 x 6.2
7"	0765-I	1000	1024 x 600	170	16:9	900:1	4.5W	-20 ~ 70°C	150(H) x 145(V)	164.9 x 100 x 4.8
8.4"	0868-E	1600	800 x 600	119	4:3	600:1	6.8W	-20 ~ 70°C	160(H) x 140(V)	203 x 142.5 x 5.7
10.1"	1015-I	1000	1280 x 800	149	16:10	900:1	6W	0 ~ 50°C	170(H) x 170(V)	229.5 x 151.1 x 4.23
10.1"	1015-V	1000	1024 x 600	117	16:9	900:1	4.5W	-20 ~ 70°C	160(H) x 160(V)	235 x 143 x 7.54
10.4"	1055-E	1000	1024 x 768	123	4:3	800:1	12W	-30 ~ 70°C	176(H) x 176(V)	225.2 x 176.3 x 8.7
10.4"	1068-E	1600/2000	800 x 600	96	4:3	400:1	5.7W	-20 ~ 70°C	130(H) x 110(V)	236 x 176.9 x 6.3
10.4"	1085-E	1000	1024 x 768	123	4:3	600:1	8W	-20 ~ 70°C	140(H) x 120(V)	236 x 174.3 x 7.4
10.4"	1095-A	1300	1024 x 768	123	4:3	2600:1	8.4W	-30 ~ 80°C	178(H) x 178(V)	238.6 x 173.2 x 6.4
11.6"	1167-I	1400	1920 x 1080	190	16:9	1000:1	10.8W	0 ~ 50°C	170(H) x 170(V)	268 x 168 x 4.7
12.1"	1236-E	1000	1024 x 768	106	4:3	700:1	9.6W	-30 ~ 80°C	160(H) x 140(V)	260.5 x 204 x 8.4
12.1"	1268-E	1600/2000	1024 x 768	106	4:3	700:1	10W	-30 ~ 85°C	160(H) x 160(V)	272 x 204.6 x 12.5
12.1"	1268-TNW	1600	1024 x 768	106	4:3	1000:1	13.7W	-20 ~ 70°C	160(H) x 160(V)	272 x 204.6 x 12.5
13.3"	1315-E	1000	1280 x 800	113	16:10	800:1	7.5W	-20 ~ 70°C	140(H) x 120(V)	299 x 195 x 7.7
13.3"	1333-H	600	1024 x 768	96	4:3	1200:1	7W	-20 ~ 70°C	160(H) x 150(V)	284 x 215.5 x 6.8
15"	1505-I	1000	1024 x 768	85	4:3	2000:1	12.6W	-20 ~ 70°C	176(H) x 176(V)	326.5 x 253.5 x 9.1
15"	1506-S	1000	1024 x 768	85	4:3	1700:1	13W	-20 ~ 70°C	170(H) x 170(V)	326.5 x 253.5 x 9.5
15"	1555-E	1000	1024 x 768	85	4:3	1000:1	13W	-30 ~ 80°C	160(H) x 140(V)	326.5 x 253.5 x 11.6
15.6"	1567-A	1400	1920 x 1080	140	16:9	800:1	17W	-10 ~ 60°C	178(H) x 178(V)	363.8x215.9x9.3
15"	1568-E	1600/2000	1024 x 768	85	4:3	1000:1	14W	-20 ~ 70°C	160(H) x 160(V)	326.5 x 253.5 x 12.5
17"	1744-E	1000	1280 x 1024	96	5:4	1000:1	35W	0 ~ 50°C	170(H) x 160(V)	358.5 x 296.5 x 10.3
17"	1768-E	1600	1280 x 1024	96	5:4	1000:1	27W	0 ~ 50°C	170(H) x 160(V)	358.5 x 296.5 x 20.5
17"	1768-WT	1600	1280 x 1024	96	5:4	1000:1	34W	-30 ~ 85°C	170(H) x 160(V)	358.5 x 296.5 x 18.9
18.5"	1825-E	1000	1366 x 768	84	16:9	1250:1	19W	0 ~ 50°C	170(H) x 160(V)	430.4 x 254.6 x 13.35
18.5"	1858-T	1600	1920 x 1080	119	16:9	1120:1	35W	-20 ~ 70°C	176(H) x 176(V)	430.4x254.6x13.4
19"	1954-E	1000	1280 x 1024	86	5:4	1000:1	21W	0 ~ 50°C	170(H) x 160(V)	396 x 324 x 11.4
19"	1968-E	1600	1280 x 1024	86	5:4	1000:1	28W	0 ~ 50°C	170(H) x 160(V)	396 x 324 x 14.5
19"	1968-U	1600	1280 x 1024	86	5:4	1000:1	40W	-30 ~ 85°C	170(H) x 160(V)	396 x 324 x 14.5
19"	1975-E	1000	1280 x 1024	86	5:4	2000:1	32W	0 ~ 50°C	178(H) x 178(V)	396 x 324 x 14.5
21.5"	2118-E	1600	1920 x 1080	102	16:9	900:1	36W	0 ~ 50°C	170(H) x 160(V)	497.6 x 292.2 x 13.35
21.5"	2126-ANW	1200	1920 x 1080	102	16:9	4500:1	49W	0 ~ 50°C	178(H) x 178(V)	497.6 x 292.2 x 13.35
21.5"	2126-E	1600	1920 x 1080	102	16:9	3700:1	49W	0 ~ 50°C	178(H) x 178(V)	497.6 x 292.2 x 13.35
21.3"	2133-PNW	600	1600 x 1200	93	4:3	1500:1	28W	0 ~ 50°C	178(H) x 178(V)	456 x 349.5 x 22
21.5"	2137-E	1400	1920 x 1080	102	16:9	1300:1	45W	0 ~ 50°C	178(H) x 178(V)	497.6 x 292.2 x 13.35
21.5"	2158-U	1600	1920 x 1080	102	16:9	2800:1	47W	0 ~ 60°C	178(H) x 178(V)	497.6x292.2x13.35
23"	2325-E/ENW	1400/1200	1920 x 1080	96	16:9	1000:1	31.3W	0 ~ 50°C	178(H) x 178(V)	533.2 x 312 x 11.9
24"	2415-E	1000	1920 x 1080	91	16:9	1000:1	30W	0 ~ 50°C	170(H) x 160(V)	555.9 x 323.3 x 14.6
24"	2425-E	1000	1920 x 1080	91	16:9	5000:1	30W	-20 ~ 70°C	178(H) x 178(V)	555.9 x 323.3 x 14.6
24"	2435-A	1000	1920 x 1080	91	16:9	4100:1	49.5W	0 ~ 50°C	178(H) x 178(V)	555.9 x 323.3 x 14.6
24"	2435-ANW	800	1920 x 1080	91	16:9	3000:1	64W	0 ~ 50°C	178(H) x 178(V)	555.9 x 323.3 x 14.6
27"	2705-BNW	700	1920 x 1080	81	16:9	700:1	27.6W	0 ~ 50°C	178(H) x 178(V)	611.5 x 355.8 x 13.5
27"	2705-B	1000	1920 x 1080	81	16:9	1000:1	27.6W	0 ~ 50°C	178(H) x 178(V)	611.5 x 355.8 x 13.5
27"	2706-A	1200	1920 x 1080	81	16:9	3600:1	57W	0 ~ 50°C	178(H) x 178(V)	622 x 360.5 x 13.7
27"	2708-B/BNW	1600/1000	1920 x 1080	81	16:9	1000:1	57W	0 ~ 50°C	178(H) x 178(V)	622 x 360.5 x 13.7
32"	3200-G/L	2500	1920 x 1080	68	16:9	1100:1	83W	0 ~ 50°C	178(H) x 178(V)	732.4 x 426.85 x 48.8
32"	3205-INK	800	3840 x 2160	137	16:9	4500:1	96W	0 ~ 50°C	178(H) x 178(V)	732.4 x 426.85 x 19.9
32"	3205-INU	1000	3840 x 2160	137	16:9	4500:1	96W	0 ~ 50°C	178(H) x 178(V)	732.4 x 426.85 x 19.9
32"	3245-E	1200/1800	1366 x 768	50	16:9	5000:1	60/64W	0 ~ 50°C	176(H) x 176(V)	737.6 x 426.2 x 16
32"	3255-ANW	1000	1920 x 1080	68	16:9	6300:1	68W	0 ~ 50°C	178(H) x 178(V)	732.4 x 426.85 x 21.4
32"	3255-E	1000	1920 x 1080	70	16:9	5800:1	68W	0 ~ 50°C	178(H) x 178(V)	732.4 x 426.85 x 21.4
42"	4235-E	1000	1920 x 1080	53	16:9	1200:1	96W	0 ~ 50°C	178(H) x 178(V)	965 x 557 x 24
42"	4300-L	2500	1920 x 1080	51	16:9	1500:1	150W	0 ~ 50°C	178(H) x 178(V)	968.2 x 556.4 x 45.2
43"	4309-ANU	1800	3840 x 2160	102	16:9	3900:1	177W	0 ~ 50°C	178(H) x 178(V)	968.2 x 556.4 x 48.8
55"	5500-L/LNW	2500/1400	1920 x 1080	40	16:9	1000:1	140.6W	0 ~ 50°C	178(H) x 178(V)	1240 x 711 x 24.7
55"	5506-LNU	1200	3840 x 2160	80	16:9	1200:1	160W	0 ~ 50°C	178(H) x 178(V)	1240 x 711 x 24.7
55"	5507-L	1400	1920 x 1080	40	16:9	1300:1	373W	0 ~ 50°C	178(H) x 178(V)	1213.5 x 684.3 x 109.15
65"	6500-A	2000	3840 x 2160	67	16:9	3800:1	351W	0 ~ 50°C	178(H) x 178(V)	1471 x 846 x 54.5
75"	7501-L	3000	3840 x 2160	59	16:9	1200:1	650W	0 ~ 50°C	178(H) x 178(V)	1675.2 x 953.6 x 54.6

AOT/ Touch Screen/ Waterproof (made by request)



More Than 20 Years of Industrial Solution Innovation

▶ Litemax has enjoyed a strong reputation for expertise in sunlight readable, high brightness industrial displays, but there is so much more that we offer. Through resizing, customizations and industrial computing, we raise the standards of industrial-grade displays, digital signage applications and embedded computing to enable intelligent vertical market platforms around the world. From powering the devices in your surroundings and the machines you depend on, we create value for our customers, shareholders and ecosystem, with one ultimate goal: engineering excellence in everything we do.

▶ Founded in 2000, Litemax has grown from pioneering the sunlight readable, high brightness industrial display market to one of the global leaders in intelligent vertical market platforms. Our technology and innovation can be found in our high-performing, ultra-efficient solutions for transportation, industrial, marine, digital signage, rugged portables and healthcare.

▶ By merging WynMax, a well-known IPC designer, in 2016, we provide industrial motherboards, box PCs, panel PCs and various other industrial computing solutions. Litemax has developed a global operation infrastructure with extensive marketing and distribution channel relationships, and our products are available through leading distributors and retailers in over sixty countries worldwide.

▶ For more information, please visit www.litemax.com.

Litemax
Founded in August 2000
IPO in 2012 (Stock Code: 4995)
Headquarters: Taipei, Taiwan
US Office: Fremont, California
Europe Office: Bremen, Germany
China Offices: Shanghai, Beijing

Industrial Display Division
Spanpixel (Resizing LCD)
Durapixel (High Brightness LCD)
Navpixel (Marine LCD/ Panel PC)

Industrial Computing Division
Industrial Motherboard
I-Box Box PC
-Fanless
-Micro-Box
Panel PC
- Touch
- Waterproof
- Spansig



- LED Backlight Technology
 - Low power consumption
 - Litemax proprietary LED light bar design
 - Multiple-die design
 - High efficiency optical design
 - Superior light guide
 - Heat dissipation optimization
 - Aluminum base board
 - Wide dimming range
 - Proprietary LED driving board design
 - Fanless design

MaxRGB



With MaxRGB

Without MaxRGB

Conventional LCD modules constantly face challenges with color reproduction. The colors shown on the display were often different from the actual colors and not as vivid. Litemax MaxRGB™ is the best-in-class color calibration and enhancement technology, delivering lifelike colors and bringing NTSC to over 90%. The infographic below

MTBF 100,000 Hours

In line with the core competency of Litemax in premium, sunlight readable display technologies, Litemax's industrial displays are designed to satisfy the requirements of a diverse range of rugged environments, ranging from transportation to factories, marine to gaming, utilizing Litemax's latest, industry-leading LED backlight technology.

The LED-backlit displays boast high-end features, such as lower electromagnetic noise and lower power consumption. Also, the successful development of a backlight system with a Mean Time Between Failure (MTBF) of 100,000 hours exceeds typical product longevity requirements for industrial-grade applications with frequent or continuous operation and minimal maintenance.

At Litemax, the R&D teams go through at least six months of intensive testing and simulation, measuring brightness decay curve on the daily basis.

Low Power Consumption

Litemax V.S. Competitor						
Litemax	55"	2500 nits	141w	WPI	2.6	Win
Competitor	55"	2500 nits	300w	WPI	5.4	
Litemax	19"	1600 nits	28w	WPI	1.4	Win
Competitor	19"	1500 nits	33.2w	WPI	1.7	
Litemax	15"	2000 nits	17w	WPI	1.1	Win
Competitor	15"	1500 nits	20.6w	WPI	1.3	
Litemax	12"	1600 nits	10w	WPI	0.8	Win
Competitor	12"	1500 nits	13.1w	WPI	1.0	
Litemax	10"	1600 nits	7w	WPI	0.6	Win
Competitor	10"	1500 nits	8.6w	WPI	0.8	

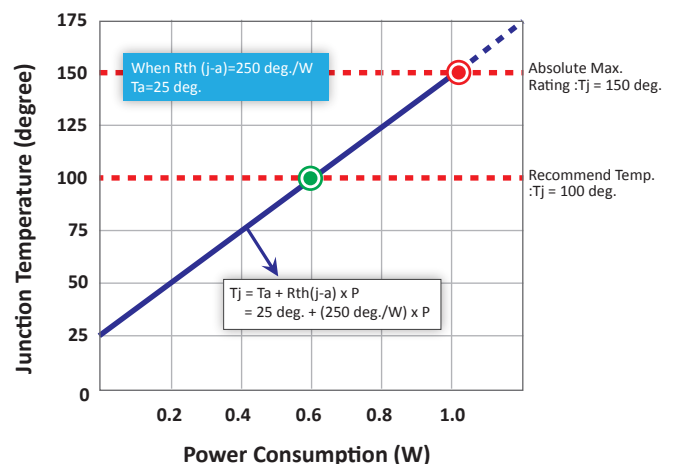
When would you need MaxRGB ?
Our video explains it:



presents an overview of the levels of color saturation on some of the mainstream displays today:

Display NTSC			
Tablet Notebook LCD	Monitor TV LCD	Litemax MaxRGB LCD	OLED Display
60% ~ 72%	72% ~ 80%	94% ~ 97%	110% ~ 120%

Junction Temperature vs Consumption current




Intelligent Thermal Management

Through intelligent thermal management technologies, Litemax is enabling smarter platforms for various vertical markets deploying display systems. Through the intelligent thermal control board, Litemax helps system integrators and engineers around the world improve efficiency and reliability. What does Litemax thermal control board offer?

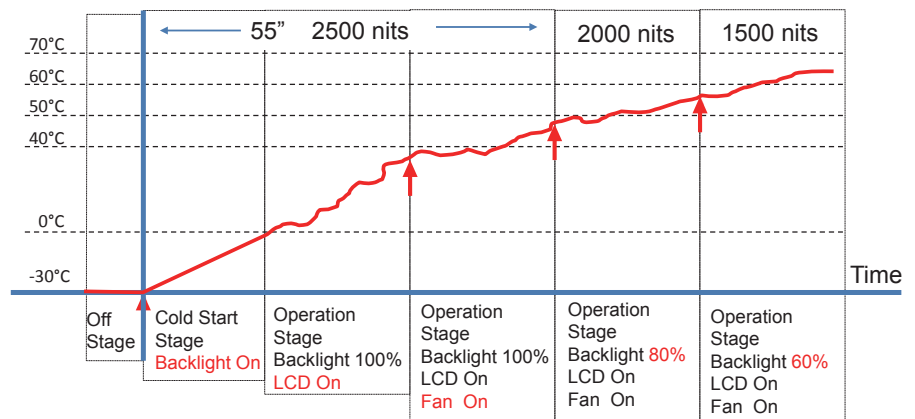
Infographics below demonstrate how Litemax optimizes the temperature through the intelligent platform as the display automatically cools down or heats up itself, depending on LCD temperature:

- Intelligent, multi-purpose thermal control board with 8bit MCU processor
- Wide operation temperature -40°C to 80°C
- 16 channels of fan control functionality
- 3 channels of temperature sensors
- 4 channels of lighting management
- Can be connected to control different sensors in use
- 1 channel of I2C and memory program port
- ROHS & Reach compliant

Health Monitor Board



LCD Inner Temperature



Local Dimming

Local dimming technology has been widely popular in mainstream television for years. Litemax has brought the same technology to industrial-grade displays, particularly for large-sized, outdoor displays. Local dimming dims the LED backlight to optimize the heat and save the energy.

Litemax also achieves High Dynamic Range (HDR) through local dimming technology to enable the industry's greatest color contrast on industrial displays.

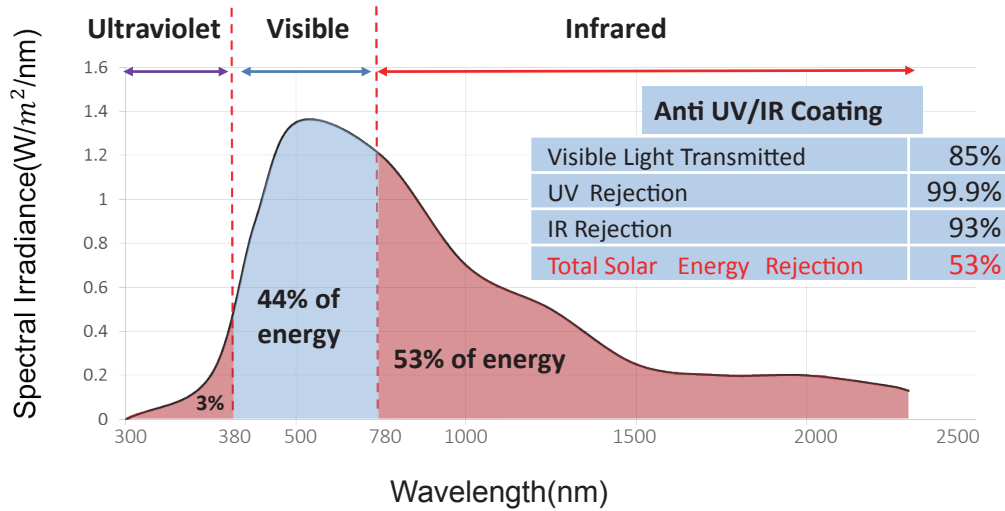


When would you need Local Dimming?
Our video explains it:



Blackening Defect Free

Solar Energy Distribution



Litemax takes pride in outdoor ready displays and digital signage equipped with blackening defect free functionality. Defective pixels bring down the performance of the display and this is why Litemax implements various technologies to deliver zero blackening defect, particularly for outdoor series.

One of the technologies is Anti UV/IR Coating. As seen in the infographics below, the total solar energy rejection on a Litemax display is up to 53%. You can choose this option to prevent long term exposure damage under sunlight.

AOT

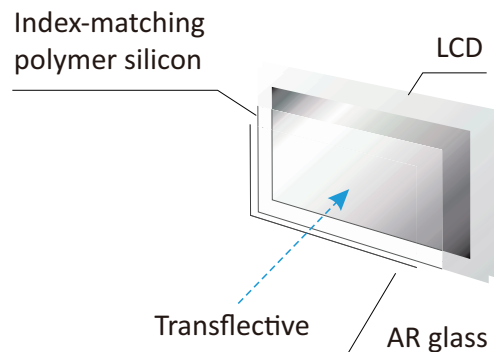

AOT (Advanced Optical Bonding) is one of Litemax's many proud patents. The bonding refers to a protective glass that is glued in front of the Litemax display to enhance its readability under the sunlight or in high humidity outdoor environments.

The basic idea of AOT is the use of an optical-grade adhesive to glue an anti-reflection glass to the top surface of a display. This method eliminates the air gap and bubbles between the cover glass and the display.

As the pioneer in sunlight readable displays, Litemax strives to eliminate the reflection of sunlight, which causes a mirror-image on the display. At the same time, through AOT, display's contrast ratio increases as the amount of reflected ambient light gets reduced.

Benefits

- Higher color contrast by 5 to 10 times
- Increased ruggedness with bonding a sheet of glass on top of the display
- Improved durability as a bonded display resists scratches, fluids, stains and dirt more effectively
- The elimination of an air gap between the cover glass and the display preventing moisture from entering to penetrate and cause fogging on display's surface
- Extended temperature range and EMI filtering

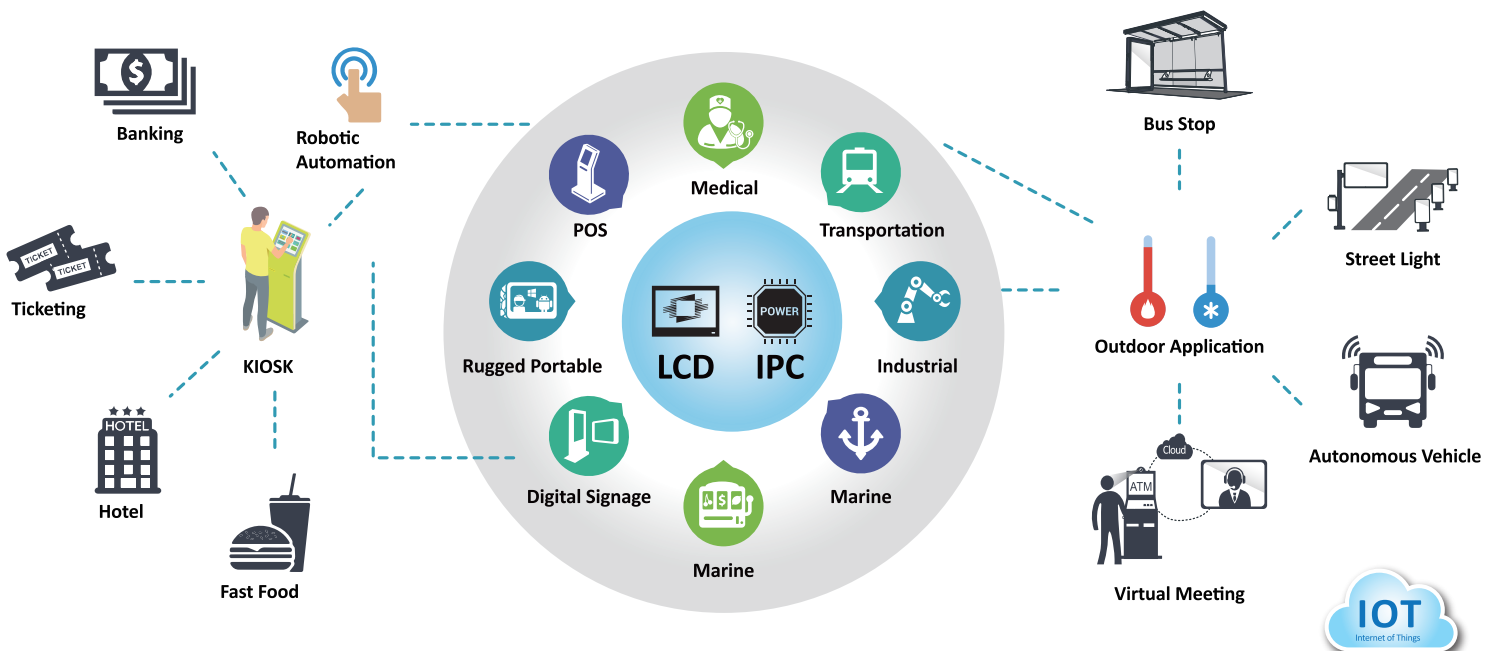




Applications

Litemax has enjoyed a strong reputation for expertise in sunlight readable, high brightness industrial displays, but there is so much more that we offer. From powering the devices in your surroundings and the machines you depend on, we create value for our customers with one ultimate goal: engineering excellence in everything we do. Our innovation can be found in our high-performing, ultra-efficient solutions in the following applications:

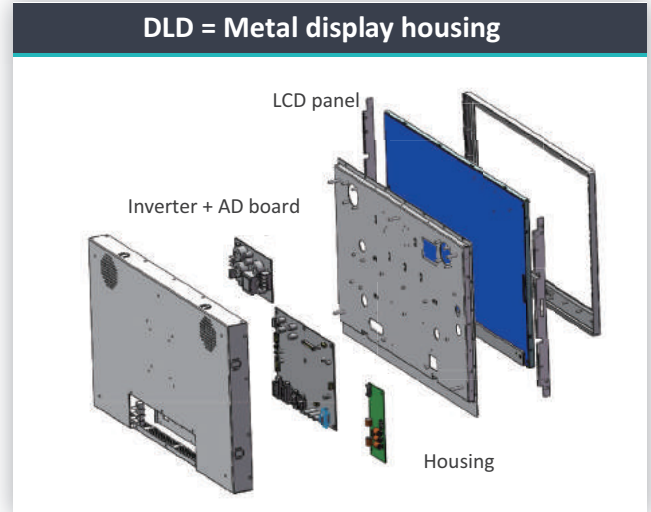
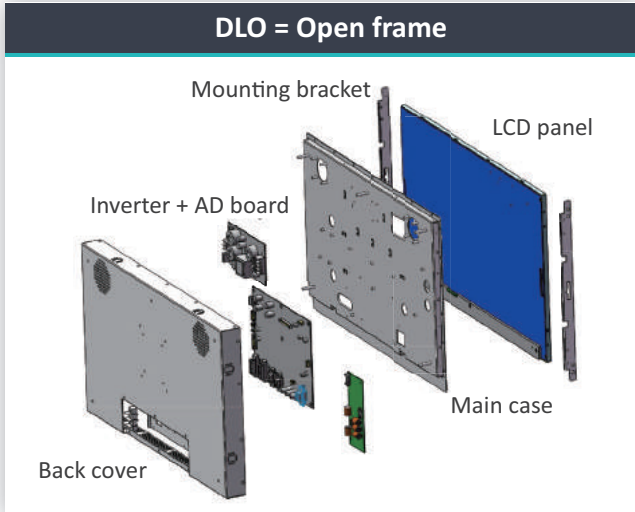
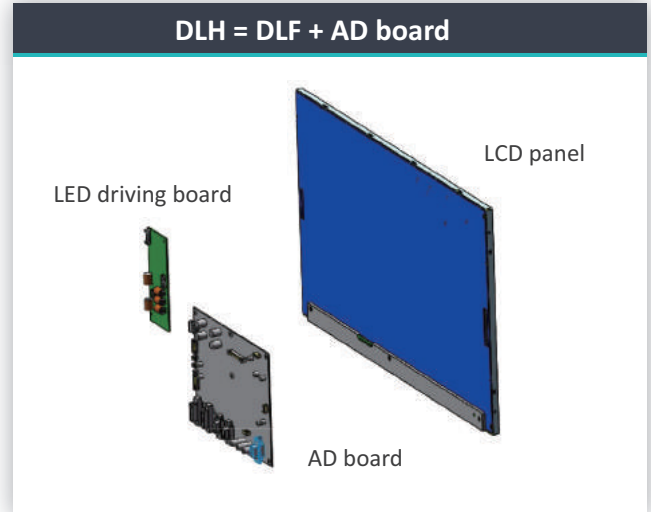

Vision 2020



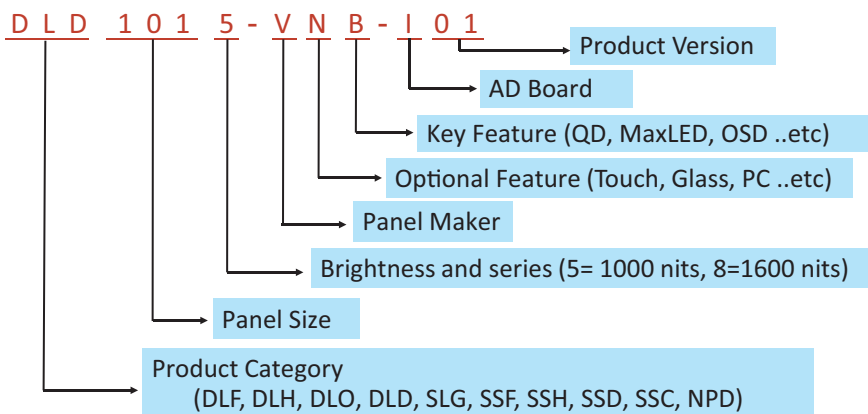


Display Module Illustration

- Durapixel products (LED B/L)
- Up to 3000 nits of ultra high brightness
- Wide temperature range: -30°C ~ 80°C
- Long life time: up to 100K hours life time
- High uniformity: 80% uniformity compared with CCFL (75%)
- Low power consumption
- Low radiation, no interference: more stable compared to traditional CCFL panel
- DC power input: no need AC inverter any more



Litemax Display Naming Rule



0625-E

6.5" TFT LCD, 1000 nits LED backlight, 640x480



Sunlight Readable



Wide Temp.



Low Power Consumption



MTBF
70,000 Hrs

MTBF



Key Features

- 6.5" sunlight readable, high brightness (1,000 nits)
- Resolutions: 640 x 480
- Industry leading LED backlight
- Aspect ratio of 4:3
- Wide temperature (-30°C~80°C)
- Low power consumption
- BL MTBF: 70,000 hours

Specifications

	DLF0625-E	DLH0625-E	SLD0625-E
Description	6.5" TFT LCD, 1000 nits LED backlight, 640x480		
Screen size	6.5"		
Display area (mm)	132.4(H) x 99.3(V)		
Brightness	1000 cd/m ²		
Resolution	640x480		
Aspect ratio	4:3		
Contrast ratio	600:1		
Pixel pitch (mm)	0.207 (H) x 0.207 (V)		
Pixel per inch (PPI)	123		
Viewing angle	160° (H), 140° (V)		
Color saturation (NTSC)	55%		
Display colors	16.2M		
Response time (Typical)	25ms		
Video interface	LVDS	VGA, DVI-D	
Input power		DC 12V	
Power consumption	3.9W	5W	
Dimensions (mm)	153x118x10.9	153x118x10.9	172.2x130.2x33.5
Bezel size (U/B/L/R)	7.2/8/4.95/6.15	7.2/8/4.95/6.15	14.6/14.6/19.1/19.1
Weight (Net)	0.2kg	0.3kg	0.72kg
Mounting			VESA 75x75
OSD key		4 keys (Power switch, menu, +, -)	
OSD control		Brightness, color, contrast, H/V position... etc	
Operating temperature	-30°C ~ +80°C		
Storage temperature	-30°C ~ +80°C		
Product approval			CE, FCC

Specifications are subject to change without notice. All brands or product names are trademarks or registered trademarks of their respective companies.

Ordering Information

DLF0625-ENN-A01	6.5",1000nits,VGA,5IN1,V01
DLH0625-ENN-I01	6.5",1000nits,VGA,AD6038GD.DC12V,3 in 1,V1
SLD0625-ENB-I01	6.5",1000nits,VGA,AD6038DM.O/B,5 in 1,V1

0708-T

7" TFT LCD, 1600 nits LED backlight, 1280x800



Sunlight Readable



Wide Temp.



Wide Viewing Angle



MTBF 70,000 Hrs



Key Features

- 7" sunlight readable, high brightness (1,600 nits)
- Resolutions: 1280 x 800
- Industry leading LED backlight
- Aspect ratio of 16:10
- Wide temperature (-20°C~70°C)
- Low power consumption
- BL MTBF: 100,000 hours

Specifications

	DLF0708-T	DLH0708-T
Description	7" TFT LCD, 1600 nits LED backlight, 1280x800	
Screen size	7"	
Display area (mm)	149.76(H) x 93.6(V)	
Brightness	1600 cd/m ²	
Resolution	1280x800	
Aspect ratio	16:10	
Contrast ratio	800:1	
Pixel pitch (mm)	0.117 (H) x 0.117 (V)	
Pixel per inch (PPI)	215	
Viewing angle	176° (H), 176° (V)	
Color saturation (NTSC)	55%	
Display colors	16.7M	
Response time (Typical)	35ms	
Video interface	LVDS	VGA, DVI-D, HDMI
Input power		DC 12V
Power consumption	5.6W	8.9W
Dimensions (mm)	161x107x6.2	161x107x6.2
Bezel size (U/B/L/R)	2.7/8.7/2.87/6.37	2.7/8.7/2.87/6.37
Weight (Net)	0.13kg	0.29kg
Mounting		
OSD key		4 keys (Power switch, menu, +, -)
OSD control		Brightness, color, contrast, H/V position... etc
Operating temperature	-20°C ~ +70°C	
Storage temperature	-30°C ~ +80°C	
Product approval		

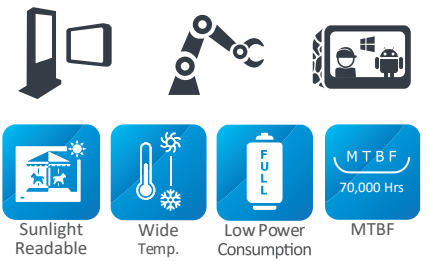
Specifications are subject to change without notice. All brands or product names are trademarks or registered trademarks of their respective companies.

Ordering Information

DLF0708-TNN-A01	7",1600nits,1280*800,LID7A,20 in 1,V1
DLH0708-TNN-G01	7",1600nits,1280*800,LID7A,AD2662GDHM,DC12V,10 in 1,V1

0765-I

7" TFT LCD, 1000 nits LED backlight, 1024x600



Key Features

- 7" sunlight readable, high brightness (1,000 nits)
- Resolutions: 1024 x 600
- Industry leading LED backlight
- Aspect ratio of 16:9
- Wide temperature (-20°C~70°C)
- Low power consumption
- BL MTBF: 70,000 hours

Specifications

	DLF0765-I	DLH0765-I	SLO0765-I	SLD0765-I
Description	7" TFT LCD, 1000 nits LED backlight, 1024x600			
Screen size	7"			
Display area (mm)	154.2(H) x 85.9(V)			
Brightness	1000 cd/m ²			
Resolution	1024x600			
Aspect ratio	16:9			
Contrast ratio	900:1			
Pixel pitch (mm)	0.1506 (H) x 0.1432 (V)			
Pixel per inch (PPI)	170			
Viewing angle	150° (H), 145° (V)			
Color saturation (NTSC)	81%			
Display colors	16.7M			
Response time (Typical)	ms			
Video interface	LVDS	VGA, DVI-D, HDMI		
Input power		DC 12V		
Power consumption	4.5W	7.8W		
Dimensions (mm)	164.9x100x4.8	164.9x100x4.8	220.4x128.4x41.5	190.4x128.4x41.5
Bezel size (U/B/L/R)	3.08/7.43/2.35/5.3	3.08/7.43/2.35/5.3	18.88/22.03/17.7/17.49	18.88/22.03/17.7/17.49
Weight (Net)	0.15kg	0.25kg	1kg	0.86kg
Mounting			VESA 75x75	VESA 75x75
OSD key		4 keys (Power switch, menu, +, -)		
OSD control		Brightness, color, contrast, H/V position... etc		
Operating temperature	-20°C ~ +70°C			
Storage temperature	-30°C ~ +80°C			
Product approval				CE, FCC

Specifications are subject to change without notice. All brands or product names are trademarks or registered trademarks of their respective companies.

Ordering Information

DLF0765-INN-A01	7",1000nits,1024*600,LID7B.10 in 1,V1
DLH0765-INN-G01	7",1000nits,1024*600,LID7B.AD2662GDHM,10 in 1,V1
SLO0765-INB-G01	7",1000nits,1024*600,LID7B.AD2662GDHM,O/B,DC12V,5in1,V1
SLD0765-INB-G01	7",1000nits,1024*600,LID7B.AD2662GDHM,O/B,DC12V,5in1,V1

0868-E

8.4" TFT LCD, 1600 nits LED backlight, 800x600



Key Features

- 8.4" sunlight readable, high brightness (1,600 nits)
- Resolutions: 800 x 600
- Industry leading LED backlight
- Aspect ratio of 4:3
- Wide temperature (-20°C~70°C)
- Low power consumption
- BL MTBF: 70,000 hours

Specifications

	DLF0868-E	DLH0868-E	SLO0868-E	SLD0868-E
Description	8.4" TFT LCD, 1600 nits LED backlight, 800x600			
Screen size	8.4"			
Display area (mm)	170.4(H) x 127.8(V)			
Brightness	1600 cd/m ²			
Resolution	800x600			
Aspect ratio	4:3			
Contrast ratio	600:1			
Pixel pitch (mm)	0.213 (H) x 0.213 (V)			
Pixel per inch (PPI)	119			
Viewing angle	160° (H), 140° (V)			
Color saturation (NTSC)	60%			
Display colors	16.2M			
Response time (Typical)	35ms			
Video interface	LVDS	VGA, DVI-D		
Input power		DC 12V		
Power consumption	6.8W	10W		
Dimensions (mm)	203x142.5x5.7	203x142.5x5.7	253x153.2x43.6	227x153.2x43.5
Bezel size (U/B/L/R)	6.25/5.05/18.33/10.87	6.25/5.05/18.33/10.87	11.9/11.9/27.5/27.5	11.9/11.9/27.5/27.5
Weight (Net)	0.2kg	0.3kg	1.3kg	1.25kg
Mounting			VESA 75x75	VESA 75x75
OSD key		4 keys (Power switch, menu, +, -)		
OSD control		Brightness, color, contrast, H/V position... etc		
Operating temperature	-20°C ~ +70°C			
Storage temperature	-20°C ~ +70°C			
Product approval			CE, FCC	CE, FCC


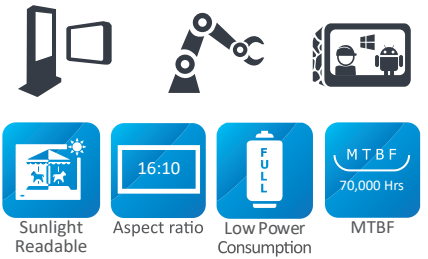
Specifications are subject to change without notice. All brands or product names are trademarks or registered trademarks of their respective companies.

Ordering Information

DLF0868-ENN-A01	8.4",1600nits,SVGA,LID08A06.V01(10 in 1)
DLH0868-ENN-I01	8.4",1600nits,SVGA,LID08.AD6038GD,DC 12V input.V01(10 in 1)
SLO0868-ENB-I01	8.4",1600nits,SVGA,LID08A.AD6038GD,O/B,DC 12V,V01
SLD0868-ENB-I01	8.4",1600nits,SVGA,LID08A.AD6038GD,O/B,DC 12V,V01

1015-I

10.1" TFT LCD, 1000 nits LED backlight, 1280x800



Key Features

- 10.1" sunlight readable, high brightness (1,000 nits)
- Resolutions: 1280 x 800
- Industry leading LED backlight
- Aspect ratio of 16:10
- Low power consumption
- BL MTBF: 70,000 hours

Specifications

	DLF1015-I	DLH1015-I
Description	10.1" TFT LCD, 1000 nits LED backlight, 1280x800	
Screen size	10.1"	
Display area (mm)	216.9(H) x 135.6(V)	
Brightness	1000 cd/m ²	
Resolution	1280x800	
Aspect ratio	16:10	
Contrast ratio	900:1	
Pixel pitch (mm)	0.1695 (H) x 0.1695 (V)	
Pixel per inch (PPI)	149	
Viewing angle	170° (H), 170° (V)	
Color saturation (NTSC)	53%	
Display colors	16.7M	
Response time (Typical)	25ms	
Video interface	LVDS	VGA, DVI-D, HDMI
Input power		DC 12V
Power consumption	6W	11W
Dimensions (mm)	229.5x151.1x4.23	229.5x151.1x4.23
Bezel size (U/B/L/R)	6.27/6.73/4.47/5.57	6.27/6.73/4.47/5.57
Weight (Net)	0.15kg	0.15kg
Mounting		
OSD key		4 keys (Power switch, menu, +, -)
OSD control		Brightness, color, contrast, H/V position... etc
Operating temperature	0°C ~ +50°C	
Storage temperature	-20°C ~ +60°C	
Product approval		

Specifications are subject to change without notice. All brands or product names are trademarks or registered trademarks of their respective companies.

Ordering Information

DLF1015-INN-A01	10.1",1000nits,1280*800.w/LVDS & LID Converter board.10 in 1,V01
DLH1015-INN-I01	10.1",1000nits,1280*800.AD6038GA.w/LVDS & LID Converter board.DC 12V,V01
DLH1015-INN-G01	10.1",1000nits,1280*800.AD2662GDHM,DC12V,V01

1015-V

10.1" TFT LCD, 1000 nits LED backlight, 1024x600



Sunlight Readable



Wide Temp.



Low Power Consumption



MTBF
70,000 Hrs

MTBF



Key Features

- 10.1" sunlight readable, high brightness (1,000 nits)
- Resolutions: 1024 x 600
- Industry leading LED backlight
- Aspect ratio of 16:9
- Wide temperature (-20°C~70°C)
- Low power consumption
- BL MTBF: 70,000 hours

Specifications

	DLF1015-V	DLH1015-V	DLO1015-V	DLD1015-V
Description	10.1" TFT LCD, 1000 nits LED backlight, 1024x600			
Screen size	10.1"			
Display area (mm)	222.7(H) x 125.3(V)			
Brightness	1000 cd/m ²			
Resolution	1024x600			
Aspect ratio	16:9			
Contrast ratio	900:1			
Pixel pitch (mm)	0.2175 (H) x 0.2088 (V)			
Pixel per inch (PPI)	117			
Viewing angle	160° (H), 160° (V)			
Color saturation (NTSC)	49%			
Display colors	16.7M			
Response time (Typical)	16ms			
Video interface	LVDS	VGA		
Input power		DC 12V		
Power consumption	4.5W	6.36W		
Dimensions (mm)	235x143x7.54	235x143x7.54	274x148.2x37	244x148.2x36.5
Bezel size (U/B/L/R)	7.36/7.36/3.74/5.54	7.36/7.36/3.74/5.54	10.95/10.95/10.2/10.2	10.95/10.95/10.2/10.2
Weight (Net)	0.3kg	0.3kg	0.8kg	0.7kg
Mounting			VESA 50x50	VESA 50x50
OSD key		4 keys (Power switch, menu, +, -)		
OSD control		Brightness, color, contrast, H/V position... etc		
Operating temperature	-20°C ~ +70°C			
Storage temperature	-30°C ~ +80°C			
Product approval			CE, FCC	CE, FCC

Specifications are subject to change without notice. All brands or product names are trademarks or registered trademarks of their respective companies.

Ordering Information

DLF1015-VNN-A01	10.1",1000nits,1024*600,LID10A,V01(5 in 1)
DLH1015-VNN-I01	10.1",1000nits,1024*600,LID10A.AD6038GA,DC12V,V01(5 in 1)
DLO1015-VNB-I01	10.1",1000nits,1024*600,LID10A.AD6038GA,O/B,DC 12V,V01
DLD1015-VNB-I01	10.1",1000nits,1024*600,LID10A.AD6038GA,O/B,DC 12V,V01

1055-E

10.4" TFT LCD, 1000 nits LED backlight, 1024x768



Key Features

- 10.4" sunlight readable, high brightness (1,000 nits)
- Resolutions: 1024 x 768
- Industry leading LED backlight
- Wide viewing angel of 176° (H), 176° (V)
- Wide temperature (-30°C~70°C)
- Low power consumption
- BL MTBF: 70,000 hours

Specifications

	DLF1055-E	DLH1055-E	SLO1055-E	SLD1055-E
Description	10.4" TFT LCD, 1000 nits LED backlight, 1024x768			
Screen size	10.4"			
Display area (mm)	210.4(H) x 157.8(V)			
Brightness	1000 cd/m ²			
Resolution	1024x768			
Aspect ratio	4:3			
Contrast ratio	800:1			
Pixel pitch (mm)	0.2055 (H) x 0.2055 (V)			
Pixel per inch (PPI)	123			
Viewing angle	176° (H), 176° (V)			
Color saturation (NTSC)	65%			
Display colors	16.2M			
Response time (Typical)	40ms			
Video interface	LVDS	VGA, DVI-D		
Input power		DC 12V		
Power consumption	12W	16W		
Dimensions (mm)	225.2x176.3x8.7	225.2x176.3x8.7	340x228x57	311x202x57
Bezel size (U/B/L/R)	8/6.5/5.7/4.4	8/6.5/5.7/4.4	34.3/34.3/63.9/63.9	21.3/21.3/49.4/49.4
Weight (Net)	0.29kg	0.29kg	2.2kg	2.71kg
Mounting			VESA 75x75	VESA 75x75
OSD key		4 keys (Power switch, menu, +, -)		
OSD control		Brightness, color, contrast, H/V position... etc		
Operating temperature	-30°C ~ +70°C			
Storage temperature	-30°C ~ +80°C			
Product approval			CE, FCC	CE, FCC

Specifications are subject to change without notice. All brands or product names are trademarks or registered trademarks of their respective companies.

Ordering Information

DLF1055-ENN-A11	10.4",1000nits,XGA,LID10A05.5 in 1,V2
DLH1055-ENN-I11	10.4",1000nits,XGA,LID10A05.AD6038GD,5 in 1,DC 12V,V2
SLO1055-ENA-I11	10.4",1000nits,XGA,LID10A05.AD6038GD,O/B,DC 12V,input,V2
SLD1055-ENA-I11	10.4",1000nits,XGA,LID10A05.AD6038GD,O/F,DC 12V,input,V2

1068-E

10.4" TFT LCD, 1600/2000 nits LED backlight, 800x600



Sunlight Readable



Wide Temp.



Low Power Consumption



MTBF
70,000 Hrs

MTBF



Key Features

- 10.4" sunlight readable, high brightness (1,600/2,000 nits)
- Resolutions: 800 x 600
- Industry leading LED backlight
- Aspect ratio of 4:3
- Wide temperature (-20°C~70°C)
- Low power consumption
- BL MTBF: 70,000 hours

Specifications

	DLF1068-E	DLH1068-E	SLO1068-E	SLD1068-E
Description	10.4" TFT LCD, 1600/2000 nits LED backlight, 800x600			
Screen size	10.4"			
Display area (mm)	210.2(H) x 158.4(V)			
Brightness	1600/2000 cd/m ²			
Resolution	800x600			
Aspect ratio	4:3			
Contrast ratio	400:1			
Pixel pitch (mm)	0.264 (H) x 0.264 (V)			
Pixel per inch (PPI)	96			
Viewing angle	130° (H), 110° (V)			
Color saturation (NTSC)	55%			
Display colors	262K			
Response time (Typical)	25ms			
Video interface	LVDS	VGA, DVI-D		
Input power		DC 12V		
Power consumption	5.7W	10.3W		
Dimensions (mm)	236x176.9x6.3	236x176.9x6.3	279x204x45	249.2x206.2x45.8
Bezel size (U/B/L/R)	6.3/8.65/11.5/9.5	6.3/8.65/11.5/9.5	10.1/31.9/32/32	12.2/33.9/17.85/17.85
Weight (Net)	0.3kg	0.8kg	1.3kg	1.64kg
Mounting			VESA 75x75	VESA 75x75
OSD key		4 keys (Power switch, menu, +, -)		
OSD control		Brightness, color, contrast, H/V position... etc		
Operating temperature	-20°C ~ +70°C			
Storage temperature	-30°C ~ +80°C			
Product approval			CE, FCC	CE, FCC

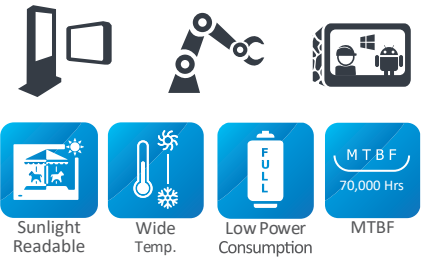
Specifications are subject to change without notice. All brands or product names are trademarks or registered trademarks of their respective companies.

Ordering Information

DLF1068-ENN-A01	10.4",1600nits,SVGA,LID10A09,V01(5 in 1)
DLH1068-ENN-I01	10.4",1600nits,SVGA,LID10A09.AD6038GA,LS,5 in 1,V01
SLO1068-EGA-I01	10.4",1600nits,SVGA,LID10A09.AD6038GD,O/F,DC12V,V01
SLD1068-EGA-I01	10.4",1600nits,SVGA,LID10A09.AD6038GD,O/F,DC12V,V01

1085-E

10.4" TFT LCD, 1000 nits LED backlight, 1024x768



Key Features

- 10.4" sunlight readable, high brightness (1,000 nits)
- Resolution: 1024 x 768
- Industry leading LED backlight
- Aspect ratio of 4:3
- Wide temperature (-20°C~70°C)
- Low power consumption
- BL MTBF: 70,000 hours

Specifications

	DLF1085-E	DLH1085-E	SLO1085-E	SLD1085-E
Description	10.4" TFT LCD, 1000 nits LED backlight, 1024x768			
Screen size	10.4"			
Display area (mm)	211.2(H) x 158.4(V)			
Brightness	1000 cd/m ²			
Resolution	1024x768			
Aspect ratio	4:3			
Contrast ratio	600:1			
Pixel pitch (mm)	0.20625 (H) x 0.20625 (V)			
Pixel per inch (PPI)	123			
Viewing angle	140° (H), 120° (V)			
Color saturation (NTSC)	50%			
Display colors	262K			
Response time (Typical)	25ms			
Video interface	LVDS	VGA, DVI-D		
Input power		DC 12V		
Power consumption	8W	15W		
Dimensions (mm)	236x174.3x7.4	236x174.3x7.4	279x204x45	249.2x206.2x45.8
Bezel size (U/B/L/R)	6/7.9/10.5/12.3	6/7.9/10.5/12.3	9.8/31.9/32/32.9	11.4/35.4/18.5/18.5
Weight (Net)	0.5kg	0.8kg	1.3kg	1.64kg
Mounting			VESA 75x75, 100x100	VESA 75x75, 100x100
OSD key		4 keys (Power switch, menu, +, -)		
OSD control		Brightness, color, contrast, H/V position... etc		
Operating temperature	-20°C ~ +70°C			
Storage temperature	-20°C ~ +80°C			
Product approval			CE, FCC	CE, FCC

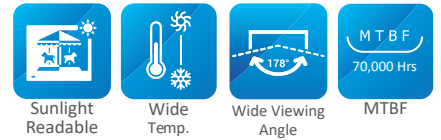
Specifications are subject to change without notice. All brands or product names are trademarks or registered trademarks of their respective companies.

Ordering Information

DLF1085-ENN-A01	10.4",1000nits,1024*768,LID10B.5-in-1,V1
DLH1085-ENN-I01	10.4",1000nits,1024*768,LID10B.AD6038GD,5-in-1,V1
SLO1085-ENB-I01	10.4",1000nits,1024*768.LID10B,AD6038GD,O/B,V1
SLD1085-ENA-I01	10.4",1000nits,1024*768.LID10B,AD6038GD,O/F,V1

1095-A

10.4" TFT LCD, 1300 nits LED backlight, 1024x768



Key Features

- 10.4" sunlight readable, high brightness (1,300 nits)
- Resolutions: 1024 x 768
- Industry leading LED backlight
- Wide viewing angle of 178° (H), 178° (V)
- Wide temperature (-30°C~80°C)
- Low power consumption
- BL MTBF: 70,000 hours

Specifications

	DLF1095-A	DLH1095-A	DLO1095-A	DLD1095-A
Description	10.4" TFT LCD, 1300 nits LED backlight, 1024x768			
Screen size	10.4"			
Display area (mm)	210.4(H) x 157.8(V)			
Brightness	1300 cd/m ²			
Resolution	1024x768			
Aspect ratio	4:3			
Contrast ratio	2600:1			
Pixel pitch (mm)	0.2055 (H) x 0.2055 (V)			
Pixel per inch (PPI)	123			
Viewing angle	178° (H), 178° (V)			
Color saturation (NTSC)	70%			
Display colors	16.2M			
Response time (Typical)	30ms			
Video interface	LVDS	VGA, DVI-D		
Input power		DC 12V		
Power consumption	8.4W	11.4W		
Dimensions (mm)	238.6x173.2x6.4	238.6x173.2x6.4	279x204x45	249.2x206.2x45.8
Bezel size (U/B/L/R)	5.39/6.01/12.4/10.8	5.39/6.01/12.4/10.8	10.5/32.2/31.8/31.8	12.2/34/17.9/17.9
Weight (Net)	0.26kg	0.36kg	1.3kg	1.64kg
Mounting			VESA 75x75, 100x100	VESA 75x75, 100x100
OSD key		4 keys (Power switch, menu, +, -)		
OSD control		Brightness, color, contrast, H/V position... etc		
Operating temperature	-30°C ~ +80°C			
Storage temperature	-30°C ~ +80°C			
Product approval			CE, FCC	CE, FCC

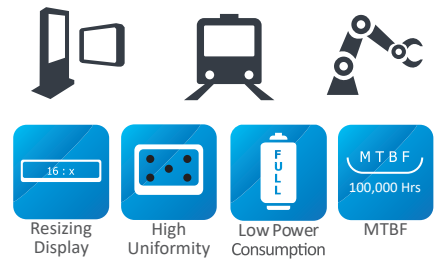
Specifications are subject to change without notice. All brands or product names are trademarks or registered trademarks of their respective companies.

Ordering Information

DLF1095-ANN-A21	10.4",1300nits,XGA,LID10A.5 in 1,V03
DLH1095-ANN-I21	10.4",1300nits,XGA,LID10A.AD6038GD,DC 12V,5 in 1,V03
DLO1095-AGB-I21	10.4",1300nits,XGA,LID10A.AD6038GD,O/B,AR Glass,DC12V.V03
DLD1095-AGA-I21	10.4",1300nits,XGA,LID10A.AD6038GD,O/F,AR Glass,DC 12V.V03

1167-I

11.6" TFT LCD, 1600 nits LED backlight, 1920x1080



Key Features

- 11.6" sunlight readable, high brightness (1,400 nits)
- Resolutions: 1920 x 1080
- Industry leading LED backlight
- Aspect ratio of 16:9
- Low power consumption
- BL MTBF: 100,000 hours

Specifications

DLF1167-I	
Description	11.6" TFT LCD, 1600 nits LED backlight, 1920x1080
Screen size	11.6"
Display area (mm)	256.3(H) x 144.2(V)
Brightness	1400 cd/m ²
Resolution	1920x1080
Aspect ratio	16:9
Contrast ratio	1000:1
Pixel pitch (mm)	0.1335(H) x 0.1335(V)
Pixel per inch (PPI)	190
Viewing angle	170°(H),170°(V)
Color saturation (NTSC)	54%
Display colors	16.7M
Response time (Typical)	25ms
Video interface	eDP
Input power	
Power consumption	10.8w
Dimensions (mm)	268x168x4.7
Bezel size (U/B/L/R)	2.7/7.3/3.3/4.7
Weight (Net)	300g
Mounting	
OSD key	
OSD control	
Operating temperature	0°C ~ +50°C
Storage temperature	-20°C ~ +60°C
Product approval	

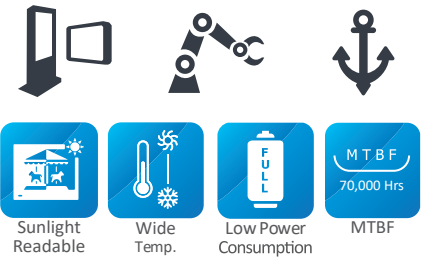
Specifications are subject to change without notice. All brands or product names are trademarks or registered trademarks of their respective companies.

Ordering Information

DLF1167-INN-A01	11.6",1400nits,FHD,LID11A,20in1,V1

1236-E

12.1" TFT LCD, 1000 nits LED backlight, 1024x768



Key Features

- 12.1" sunlight readable, high brightness (1,000 nits)
- Resolutions: 1024 x 768
- Industry leading LED backlight
- Aspect ratio of 4:3
- Wide temperature (-30°C~80°C)
- Low power consumption
- BL MTBF: 70,000 hours

Specifications

	DLF1236-E	DLH1236-E	SLO1236-E	SLD1236-E
Description	12.1" TFT LCD, 1000 nits LED backlight, 1024x768			
Screen size	12.1"			
Display area (mm)	245.8(H) x 184.3(V)			
Brightness	1000 cd/m ²			
Resolution	1024x768			
Aspect ratio	4:3			
Contrast ratio	700:1			
Pixel pitch (mm)	0.24 (H) x 0.24 (V)			
Pixel per inch (PPI)	106			
Viewing angle	160° (H), 140° (V)			
Color saturation (NTSC)	68%			
Display colors	16.2M			
Response time (Typical)	16ms			
Video interface	LVDS	VGA, DVI-D		
Input power		DC 12V		
Power consumption	9.6W	11.6W		
Dimensions (mm)	260.5x204x8.4	260.5x204x8.4	312x250.8x59.3	312x250.8x59.3
Bezel size (U/B/L/R)	9.65/6.85/6.5/5	9.65/6.85/6.5/5	38.6/53.6/45.3/45.3	25/40/32.3/32.3
Weight (Net)	0.55kg	0.6kg	3.5kg	3.5kg
Mounting			VESA 75x75	VESA 75x75
OSD key		4 keys (Power switch, menu, +, -)		
OSD control		Brightness, color, contrast, H/V position... etc		
Operating temperature	-30°C ~ +80°C			
Storage temperature	-30°C ~ +80°C			
Product approval			CE, FCC	CE, FCC

Specifications are subject to change without notice. All brands or product names are trademarks or registered trademarks of their respective companies.

Ordering Information

DLF1236-ENN-A11	12.1",1000nits,XGA,LID12A07.V02(5 in 1)
DLH1236-ENN-I11	12.1",1000nits,XGA,LID12A07.AD6038GD,DC 12V,V02(5 in 1)
SLO1236-ENB-I11	12.1",1000nits,XGA,LID12A07.O/B,AD6038GD,DC 12V,V02
SLD1236-ENB-I11	12.1",1000nits,XGA,LID12A07.O/B,AD6038GD,DC 12V,V02

1268-E

12.1" TFT LCD, 1600/2000 nits LED backlight, 1024x768



Sunlight Readable



Wide Temp.



Low Power Consumption



MTBF

70,000 Hrs



Key Features

- 12.1" sunlight readable, high brightness (1,600/2,000 nits)
- Resolutions: 1024 x 768
- Industry leading LED backlight
- Aspect ratio of 4:3
- Wide temperature (-30°C~85°C)
- Low power consumption
- BL MTBF: 70,000 hours

Specifications

	DLF1268-E	DLH1268-E	SLO1268-E	SLD1268-E
Description	12.1" TFT LCD, 1600/2000 nits LED backlight, 1024x768			
Screen size	12.1"			
Display area (mm)	245.7(H) x 184.3(V)			
Brightness	1600/2000 cd/m ²			
Resolution	1024x768			
Aspect ratio	4:3			
Contrast ratio	700:1			
Pixel pitch (mm)	0.24 (H) x 0.24 (V)			
Pixel per inch (PPI)	106			
Viewing angle	160° (H), 160° (V)			
Color saturation (NTSC)	80%			
Display colors	16.2M			
Response time (Typical)	35ms			
Video interface	LVDS	VGA, DVI-D		
Input power	DC 12V			
Power consumption	10W	12.5W		
Dimensions (mm)	272x204.6x12.5	272x204.6x12.5	293.6x205.6x36.7	272x205.4x36.2
Bezel size (U/B/L/R)	8.3/8.3/12.4/10.6	8.3/8.3/12.4/10.6	9.1/8.3/23.4/21.6	9.1/8.3/12.4/10.6
Weight (Net)	0.5kg	0.6kg	1.35kg	1.3kg
Mounting			VESA 75x75	VESA 75x75
OSD key	4 keys (Power switch, menu, +, -)			
OSD control	Brightness, color, contrast, H/V position... etc			
Operating temperature	-30°C ~ +85°C			
Storage temperature	-30°C ~ +85°C			
Product approval			CE, FCC	CE, FCC

Specifications are subject to change without notice. All brands or product names are trademarks or registered trademarks of their respective companies.

Ordering Information

DLF1268-ENN-A21	12",1600nits,XGA,LID12A.DC 12V,w/o boss,5 in 1,V03
DLH1268-ENN-I21	12",1600nits,XGA,LID12A.AD6038GD,DC 12V,w/o boss.5 in 1,V03
SLO1268-ENB-G21	12.1",1600nits,XGA,LID12A.AD2662GVA,O/B,DC12V,2 in1,V03
SLD1268-ENB-I22	12.1",1600nits,XGA,LID12A.AD6038GA,O/B,L/S,2 in1,V03...

1268-TNW

12.1" TFT LCD, 1600/2000 nits LED backlight, MaxRGB, 1024x768



Sunlight Readable



Wide Temp.



MaxRGB



MTBF



Key Features

- 12.1" sunlight readable, high brightness (1,600/2,000 nits)
- Resolutions: 1024 x 768
- Aspect ratio of 4:3
- MaxRGB (NTSC 86%)
- High color contrast ratio (1,000:1)
- Low power consumption
- BL MTBF: 100,000 hours

Specifications

	DLF1268-TNW	DLH1268-TNW	SLO1268-TNW	SLD1268-TNW
Description	12.1" TFT LCD, 1600/2000nits LED backlight, MaxRGB, 1024x768			
Screen size	12.1"			
Display area (mm)	245.8(H) x 184.3(V)			
Brightness	1600/2000 cd/m ²			
Resolution	1024x768			
Aspect ratio	4:3			
Contrast ratio	1000:1			
Pixel pitch (mm)	0.24 (H) x 0.24 (V)			
Pixel per inch (PPI)	106			
Viewing angle	160° (H), 160° (V)			
Color saturation (NTSC)	86%			
Display colors	16.2M			
Response time (Typical)	8ms			
Video interface	LVDS	VGA, DVI-D		
Input power	DC 12V			
Power consumption	13.7W	16.7W		
Dimensions (mm)	272x204.6x12.5	272x204.6x12.5	293.6x205.6x36.7	272x205.4x36.2
Bezel size (U/B/L/R)	8.3/8.3/12.4/10.6	8.3/8.3/12.4/10.6	9.1/8.3/23.4/21.6	9.1/8.3/12.4/10.6
Weight (Net)	0.5kg	0.6kg	1.25kg	1.2kg
Mounting			VESA 75x75	VESA 75x75
OSD key	4 keys (Power switch, menu, +, -)			
OSD control	Brightness, color, contrast, H/V position... etc			
Operating temperature	-20°C ~ +70°C			
Storage temperature	-30°C ~ +80°C			
Product approval			CE, FCC	CE, FCC



Specifications are subject to change without notice. All brands or product names are trademarks or registered trademarks of their respective companies.

Ordering Information

DLF1268-TNW-A01	12.1", 1600nits, XGA, MaxRGB. LID12A, 5in1, V1
DLH1268-TNW-I01	12.1", 1600nits, XGA, MaxRGB. LID12A, AD6038GD, DC12V, 5in1, V1
SLO1268-TNW-I01	12.1", 1600nits, XGA, MaxRGB. LID12A, AD6038GD, O/B, DC12V, 2in1, V1
SLD1268-TNW-I01	12.1", 1600nits, XGA, MaxRGB. LID12A, AD6038GD, O/B, DC12V, 2in1, V1

1315-E

13.3" TFT LCD, 1000 nits LED backlight, 1280x800



Key Features

- 13.3" sunlight readable, high brightness (1,000 nits)
- Resolutions: 1280 x 800
- Industry leading LED backlight
- Aspect ratio of 16:10
- Wide temperature (-20°C~70°C)
- Low power consumption
- BL MTBF: 70,000 hours

Specifications

	DLF1315-E	DLH1315-E	SLO1315-E	SLD1315-E
Description	13.3" TFT LCD, 1000 nits LED backlight, 1280x800			
Screen size	13.3"			
Display area (mm)	286.08(H) x 178.8(V)			
Brightness	1000 cd/m ²			
Resolution	1280x800			
Aspect ratio	16:10			
Contrast ratio	800:1			
Pixel pitch (mm)	0.2235 (H) x 0.2235 (V)			
Pixel per inch (PPI)	113			
Viewing angle	140° (H), 120° (V)			
Color saturation (NTSC)	37%			
Display colors	16.2M			
Response time (Typical)	16ms			
Video interface	LVDS	VGA, DVI-D		
Input power		DC 12V		
Power consumption	7.5W	12.5W		
Dimensions (mm)	299x195x7.7	299x195x7.7	343.6x270x55	343.6x270.8x56.6
Bezel size (U/B/L/R)	8.2/7/5.5/4.4	8.2/7/5.5/4.4	29.1/60/27.2/27.2	30.1/60.5/28/28
Weight (Net)	0.75kg	0.85kg	2.5kg	2.81kg
Mounting			VESA 75x75	VESA 75x75
OSD key		4 keys (Power switch, menu, +, -)		
OSD control		Brightness, color, contrast, H/V position... etc		
Operating temperature	-20°C ~ +70°C			
Storage temperature	-30°C ~ +80°C			
Product approval			CE, FCC	CE, FCC

Specifications are subject to change without notice. All brands or product names are trademarks or registered trademarks of their respective companies.

Ordering Information

DLF1315-ENN-A05	13.3",1000nits,WXGA,LID13A.5 in 1,V01
DLH1315-ENN-I01	13.3",1000nits,WXGA,LID13A.AD6038GD,5 in 1,V01
SLO1315-ENB-I01	13.3",1000nits,WXGA,O/B.LID13A03,AD6038GD,DC 12V V01
SLD1315-ENA-I01	13.3",1000nits,WXGA,LID13A.AD6038GD,O/F,DC 12V,V01

1333-H

13.3" TFT LCD, 600 nits LED backlight, 1024x768



Sunlight Readable



Wide Temp.



> 1000:1 ratio
High Color Contrast



MTBF

70,000 Hrs



Key Features

- 13.3" sunlight readable, high brightness (600 nits)
- Resolutions: 1024 x 768
- Aspect ratio of 4:3
- High color contrast ratio (1200:1)
- Wide temperature range (-20°C~70°C)
- Low power consumption
- BL MTBF: 70,000 hours

Specifications

	DLF1333-H	DLH1333-H
Description	13.3" TFT LCD, 600 nits LED backlight, 1024x768	
Screen size	13.3"	
Display area (mm)	270.3(H) x 202.7(V)	
Brightness	600 cd/m ²	
Resolution	1024x768	
Aspect ratio	4:3	
Contrast ratio	1200:1	
Pixel pitch (mm)	0.264 (H) x 0.264 (V)	
Pixel per inch (PPI)	96	
Viewing angle	160° (H), 150° (V)	
Color saturation (NTSC)	40.3%	
Display colors	262K	
Response time (Typical)	12ms	
Video interface	LVDS	VGA, DVI-D
Input power		DC 12V
Power consumption	7W	11.4W
Dimensions (mm)	284x215.5x6.8	284x215.5x6.8
Bezel size (U/B/L/R)	4.9/4.9/5.3/5.3	4.9/4.9/5.3/5.3
Weight (Net)	0.44kg	0.8kg
Mounting		
OSD key		4 keys (Power switch, menu, +, -)
OSD control		Brightness, color, contrast, H/V position... etc
Operating temperature	-20°C ~ +70°C	
Storage temperature	-30°C ~ +80°C	
Product approval		

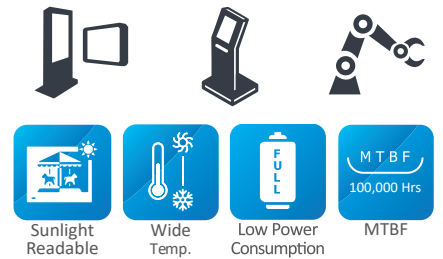
Specifications are subject to change without notice. All brands or product names are trademarks or registered trademarks of their respective companies.

Ordering Information

DLF1333-HNN-A01	13.3",600nits,XGA,LID13A.V01(10 in 1)
DLH1333-HNN-I01	13.3",600nits,XGA,LID13A.AD6038GD,DC 12V,V01(10 in 1)

1505-I

15" TFT LCD, 1000 nits LED backlight, 1024x768



Key Features

- 15" sunlight readable, high brightness (1,000 nits)
- Resolutions: 1024 x 768
- Industry leading LED Backlight
- Wide Operation Temperature (-20°C~70°C)
- Low Power Consumption
- BL MTBF: 100,000 hours

Specifications

	DLF1505-I	DLH1505-I	DLD1505-I
Description	15" TFT LCD, 1000 nits LED backlight, 1024x768		
Screen size	15"		
Display area (mm)	304.1(H) x 228.1(V)		
Brightness	1000 cd/m ²		
Resolution	1024x768		
Aspect ratio	4:3		
Contrast ratio	2000:1		
Pixel pitch (mm)	0.297(H) x 0.297(V)		
Pixel per inch (PPI)	85		
Viewing angle	176°(H),176°(V)		
Color saturation (NTSC)	81%		
Display colors	16.2M		
Response time (Typical)	23ms		
Video interface	LVDS	VGA, DVI-D, HDMI	
Input power		DC 12V	
Power consumption	12.6w	17.6w	17.6w
Dimensions (mm)	326.5 x 253.5 x 9.1	326.5 x 253.5 x 9.1	389x325x61.6
Bezel size (U/B/L/R)	11.1/11.1/9.55/9.55	11.1/11.1/9.55/9.55	31.2/64.1/41.6/41.6
Weight (Net)	0.96kg	1.06kg	4.18kg
Mounting			VESA 75x75,100x100
OSD key		4 keys (Power switch, menu, +, -)	
OSD control		Brightness, color, contrast, H/V position... etc	
Operating temperature	-20°C ~ +70°C		
Storage temperature	-30°C ~ +70°C		
Product approval			CE, FCC

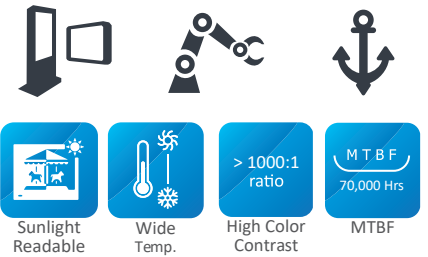
Specifications are subject to change without notice. All brands or product names are trademarks or registered trademarks of their respective companies.

Ordering Information

DLF1505-INN-A01	15",1000nits,XGA,LID15C,5in1,V1
DLH1505-INN-G01	15",1000nits,XGA,LID15C,AD2662GDH,DC12V,5in1,V1
DLD1505-INB-G01	15",1000nits,XGA,LID15C,AD2662GDH,O/B,DC12V,V1

1506-S

15" TFT LCD, 1000 nits LED backlight, 1024x768



Key Features

- 15" sunlight readable, high brightness (1,000 nits)
- Resolutions: 1024 x 768
- Industry leading LED backlight
- High color contrast ratio (1700:1)
- Wide temperature range (-20°C~70°C)
- Low power consumption
- BL MTBF: 70,000 hours

Specifications

	DLF1506-S	DLH1506-S	DLO1506-S	DLD1506-S
Description	15" TFT LCD, 1000 nits LED backlight, 1024x768			
Screen size	15"			
Display area (mm)	304.1(H) x 228.1(V)			
Brightness	1000 cd/m ²			
Resolution	1024x768			
Aspect ratio	4:3			
Contrast ratio	1700:1			
Pixel pitch (mm)	0.297 (H) x 0.297 (V)			
Pixel per inch (PPI)	85			
Viewing angle	170° (H), 170° (V)			
Color saturation (NTSC)	70%			
Display colors	16.7M			
Response time (Typical)	35ms			
Video interface	LVDS	VGA, DVI-D		
Input power		DC 12V		
Power consumption	13W	17W		
Dimensions (mm)	326.5x253.5x9.5	326.5x253.5x9.5	389x325x60.1	389x325x61.6
Bezel size (U/B/L/R)	11.1/11.1/9.6/9.6	11.1/11.1/9.6/9.6	11.1/11.1/9.6/9.6	11.1/11.1/9.6/9.6
Weight (Net)	1kg	1.1kg	3.8kg	4kg
Mounting			VESA 75x75	VESA 75x75
OSD key		4 keys (Power switch, menu, +, -)		
OSD control		Brightness, color, contrast, H/V position... etc		
Operating temperature	-20°C ~ +70°C			
Storage temperature	-20°C ~ +70°C			
Product approval			CE, FCC	CE, FCC

Specifications are subject to change without notice. All brands or product names are trademarks or registered trademarks of their respective companies.

Ordering Information

DLF1506-SNN-A02	15",1000nits,XGA,LID15B,5 in 1.V01
DLH1506-SNN-I02	15",1000nits,XGA,LID15B.AD6038GD,DC12V,5 in 1,V01
DLO1506-SNB-I01	15",1000nits,XGA,LID15B.AD6038GD,O/B,DC12V,1 in 1.V01
DLD1506-SNA-I01	15",1000nits,XGA,LID15B.AD6038GD,O/F,DC12V,1 in 1.V01

1555-E

15" TFT LCD, 1000 nits LED backlight, 1024x768



Sunlight Readable



Wide Temp.



> 1000:1 ratio
High Color Contrast



MTBF

70,000 Hrs



Key Features

- 15" sunlight readable, high brightness (1,000 nits)
- Resolutions: 1024 x 768
- Industry leading LED backlight
- High contrast ratio (1000:1)
- Wide temperature (-30°C~80°C)
- Low power consumption
- BL MTBF: 70,000 hours

Specifications

	DLF1555-E	DLH1555-E	SLO1555-E	SLD1555-E
Description	15" TFT LCD, 1000 nits LED backlight, 1024x768			
Screen size	15"			
Display area (mm)	304.1(H) x 228.1(V)			
Brightness	1000 cd/m ²			
Resolution	1024x768			
Aspect ratio	4:3			
Contrast ratio	1000:1			
Pixel pitch (mm)	0.297 (H) x 0.297 (V)			
Pixel per inch (PPI)	85			
Viewing angle	160° (H), 140° (V)			
Color saturation (NTSC)	60%			
Display colors	16.2M			
Response time (Typical)	16ms			
Video interface	LVDS	VGA		
Input power		DC 12V		
Power consumption	13W	16W		
Dimensions (mm)	326.5x253.5x11.6	326.5x253.5x11.6	389x325x60.1	389x325x61.6
Bezel size (U/B/L/R)	11.1/11.1/9.6/9.6	11.1/11.1/9.6/9.6	11.1/11.1/9.6/9.6	11.1/11.1/9.6/9.6
Weight (Net)	1.33kg	1.43kg	3.83kg	4.62kg
Mounting			VESA 75x75	VESA 75x75
OSD key		4 keys (Power switch, menu, +, -)		
OSD control		Brightness, color, contrast, H/V position... etc		
Operating temperature	-30°C ~ +80°C			
Storage temperature	-40°C ~ +85°C			
Product approval			CE, FCC	CE, FCC

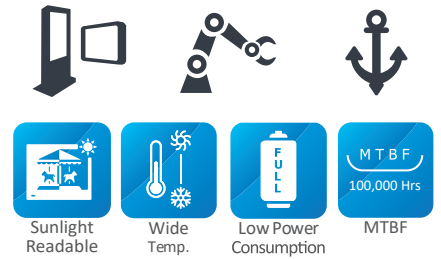
Specifications are subject to change without notice. All brands or product names are trademarks or registered trademarks of their respective companies.

Ordering Information

DLF1555-ENN-A12	15",1000nits,XGA,LID15A11.V2(5 in 1)
DLH1555-ENN-I12	15",1000nits,XGA,LID15A11.AD6038GA,V2
SLO1555-ENB-I11	15".1000nits,XGA,LID15A11.AD6038G,O/B,V2
SLD1555-ENA-I11	15",1000nits,XGA,LID15A11.AD6038G,O/F,V2

1567-A

15.6" TFT LCD, 1400 nits LED backlight, 1920x1080



Key Features

- 15.6" sunlight readable, high brightness (1,400 nits)
- Resolutions: 1920 x 1080
- Industry leading LED backlight
- High contrast ratio (800:1)
- Wide temperature range (-10°C~60°C)
- Low power consumption
- BL MTBF: 100,000 hours

Specifications

	DLF1567-A	DLH1567-A	DLD1567-A
Description	15.6" TFT LCD, 1400 nits LED backlight, 1920x1080		
Screen size	15.6"		
Display area (mm)	344.2(H) x 193.6(V)		
Brightness	1400 cd/m ²		
Resolution	1920x1080		
Aspect ratio	16:9		
Contrast ratio	800:1		
Pixel pitch (mm)	0.17925 (H) x 0.17925 (V)		
Pixel per inch (PPI)	140		
Viewing angle	178° (H), 178° (V)		
Color saturation (NTSC)	82%		
Display colors	16.2M		
Response time (Typical)	25ms		
Video interface	eDP	VGA, DVI, DP	
Input power		DC 12V	
Power consumption	17W	22W	
Dimensions (mm)	363.8x215.9x9.3	363.8x215.9x9.3	366.4x218.5x38.3
Bezel size (U/B/L/R)	9.7/9.7/8.4/8.4	9.7/9.7/8.4/8.4	11/11/9.7/9.7
Weight (Net)	1.2kg	1.3kg	2.8kg
Mounting			VESA 100x75
OSD key		4 keys (Power switch, menu, +, -)	
OSD control		Brightness, color, contrast, H/V position... etc	
Operating temperature	-10°C ~ +60°C		
Storage temperature	-20°C ~ +60°C		
Product approval			CE, FCC


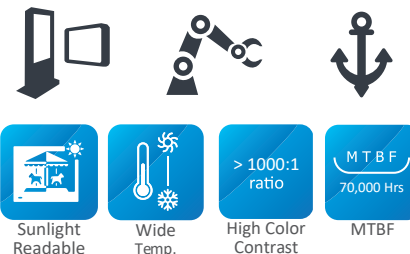
Specifications are subject to change without notice. All brands or product names are trademarks or registered trademarks of their respective companies.

Ordering Information

DLF1567-ANN-A01	15.6",1400nits,FHD,LID15A,eDP,5in,V1
DLH1567-ANN-I01	15.6",1400nits,FHD,LID15A.AD6038GDPA,DC12V,5in,V1
DLD1567-ANB-I01	15.6",1400nits,FHD,LID15A,AD6038GDPA,O/B,DC12V,V1

1568-E

15" TFT LCD, 1600/2000 nits LED backlight, 1024x768



Key Features

- 15" sunlight readable, high brightness (1,600/2,000 nits)
- Resolutions: 1024 x 768
- Industry leading LED backlight
- High contrast ratio (1000:1)
- Wide temperature range (-20°C~70°C)
- Low power consumption
- BL MTBF: 70,000 hours

Specifications

	DLF1568-E	DLH1568-E	SLO1568-E	SLD1568-E
Description	15" TFT LCD, 1600/2000 nits LED backlight, 1024x768			
Screen size	15"			
Display area (mm)	304.1(H) x 228.1(V)			
Brightness	1600/2000 cd/m ²			
Resolution	1024x768			
Aspect ratio	4:3			
Contrast ratio	1000:1			
Pixel pitch (mm)	0.297 (H) x 0.297 (V)			
Pixel per inch (PPI)	85			
Viewing angle	160° (H), 160° (V)			
Color saturation (NTSC)	69%			
Display colors	16.7M			
Response time (Typical)	8ms			
Video interface	LVDS	VGA, DVI-D		
Input power		DC 12V		
Power consumption	14W	17W		
Dimensions (mm)	326.5x253.5x12.5	326.5x253.5x12.5	350.5x253.5x31	326.5x253.5x31
Bezel size (U/B/L/R)	11.1/11.1/9.6/9.6	11.1/11.1/9.6/9.6	11.1/11.1/9.6/9.6	11.1/11.1/9.6/9.6
Weight (Net)	1kg	1.1kg	1.5kg	1.2kg
Mounting			VESA 75x75	VESA 75x75
OSD key		4 keys (Power switch, menu, +, -)		
OSD control		Brightness, color, contrast, H/V position... etc		
Operating temperature	-20°C ~ +70°C			
Storage temperature	-30°C ~ +80°C			
Product approval			CE, FCC	CE, FCC

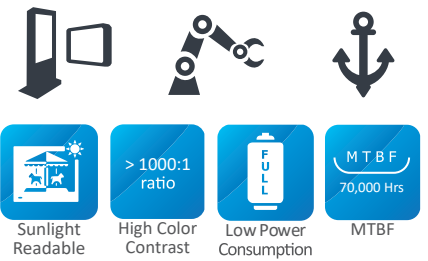
Specifications are subject to change without notice. All brands or product names are trademarks or registered trademarks of their respective companies.

Ordering Information

DLF1568-ENN-A21	15",1600nits,XGA,LID15A.1 in 1,V3
DLH1568-ENN-I21	15",1600nits,XGA,LID15A.AD6038GA,DC12V,1 in 1,V3
SLO1568-ENB-I21	15",1600nits,XGA,LID15A.AD6038G,O/B,DC12V,1 in 1,V3
SLD1568-ENB-I21	15",1600nits,XGA,LID15A.AD6038G,O/B,DC12V,1 in 1,V3

1744-E

17" TFT LCD, 1000 nits LED backlight, 1280x1024



Key Features

- 17" sunlight readable, high brightness (1,000 nits)
- Resolutions: 1280 x 1024
- Industry leading LED backlight
- Aspect ratio of 5:4
- High contrast ratio (1000:1)
- Low power consumption
- BL MTBF: 70,000 hours

Specifications

	DLF1744-E	DLH1744-E	SLO1744-E	SLD1744-E
Description	17" TFT LCD, 1000 nits LED backlight, 1280x1024			
Screen size	17"			
Display area (mm)	337.9(H) x 270.3(V)			
Brightness	1000 cd/m ²			
Resolution	1280x1024			
Aspect ratio	5:4			
Contrast ratio	1000:1			
Pixel pitch (mm)	0.264 (H) x 0.264 (V)			
Pixel per inch (PPI)	96			
Viewing angle	170° (H), 160° (V)			
Color saturation (NTSC)	83%			
Display colors	16.7M			
Response time (Typical)	5ms			
Video interface	LVDS	VGA, DVI-D		
Input power		DC 12V		
Power consumption	35W	39W		
Dimensions (mm)	358.5x296.5x10.3	358.5x296.5x10.3	452.4x361.4x52.6	436x373x61.6
Bezel size (U/B/L/R)	11.18/11.18/8.39/8.39	11.18/11.18/8.39/8.39	11.18/11.18/8.39/8.39	11.18/11.18/8.39/8.39
Weight (Net)	2.16kg	2.26kg	4.93kg	6.33kg
Mounting			VESA 75x75,100x100	VESA 75x75,100x100
OSD key		4 keys (Power switch, menu, +, -)		
OSD control		Brightness, color, contrast, H/V position... etc		
Operating temperature	0°C ~ +50°C			
Storage temperature	-20°C ~ +60°C			
Product approval			CE, FCC	CE, FCC

Specifications are subject to change without notice. All brands or product names are trademarks or registered trademarks of their respective companies.

Ordering Information

DLF1744-ENN-A22	17",1000nits,SXGA,LID17A.5 in 1,V03
DLH1744-ENN-I22	17",1000nits,SXGA,LID17A.AD6038GD,DC12V,5 in 1,V3
SLO1744-ENB-I21	17",1000nits,SXGA,LID17A.AD6038GD,O/B,DC 12V,V03
SLD1744-ENA-I21	17",1000nits,SXGA,LID17A.AD6038GD,O/F,DC 12V,V03

1768-E

17" TFT LCD, 1600 nits LED backlight, 1280x1024



Sunlight Readable



> 1000:1 ratio
High Color Contrast



Low Power Consumption



MTBF
70,000 Hrs



Key Features

- 17" sunlight readable, high brightness (1,600 nits)
- Resolutions: 1280 x 1024
- Industry leading LED backlight
- Aspect ratio of 5:4
- High contrast ratio (1000:1)
- Low power consumption
- BL MTBF: 70,000 hours

Specifications

	DLF1768-E	DLH1768-E	SLO1768-E	SLD1768-E
Description	17" TFT LCD, 1600 nits LED backlight, 1280x1024			
Screen size	17"			
Display area (mm)	337.9(H) x 270.3(V)			
Brightness	1600 cd/m ²			
Resolution	1280x1024			
Aspect ratio	5:4			
Contrast ratio	1000:1			
Pixel pitch (mm)	0.264 (H) x 0.264 (V)			
Pixel per inch (PPI)	96			
Viewing angle	170° (H), 160° (V)			
Color saturation (NTSC)	83%			
Display colors	16.7M			
Response time (Typical)	5ms			
Video interface	LVDS	VGA, DVI-D		
Input power		DC 12V		
Power consumption	27W	32.5W		
Dimensions (mm)	358.5x296.5x20.5	358.5x296.5x20.5	389.7x298.3x36.2	358.5x298.3x35.9
Bezel size (U/B/L/R)	11.25/11.25/8.45/8.45	11.25/11.25/8.45/8.45	12.1/12.1/24/24	12.1/12.1/8.45/8.45
Weight (Net)	2kg	2.1kg	2.8kg	2.5kg
Mounting			VESA 75x75,100x100	VESA 75x75,100x100
OSD key		4 keys (Power switch, menu, +, -)		
OSD control		Brightness, color, contrast, H/V position... etc		
Operating temperature	0°C ~ +50°C			
Storage temperature	-20°C ~ +60°C			
Product approval			CE, FCC	CE, FCC

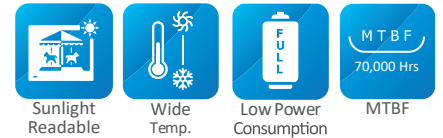
Specifications are subject to change without notice. All brands or product names are trademarks or registered trademarks of their respective companies.

Ordering Information

DLF1768-ENN-A21	17",1600nits,SXGA,LID17A.5 in 1,V02
DLH1768-ENN-G21	17",1600nits,SXGA,LID17A.AD2662GD,DC12V,5 in 1,V02
SLO1768-ENB-G21	17",1600nits,SXGA,LID17A.AD2662GD,O/B,DC 12V,2 in 1.V02
SLD1768-ENB-G21	17",1600nits,SXGA,LID17A.AD2662GD,O/B,DC 12V,2 in 1.V02

1768-WT

17" TFT LCD, 1600 nits LED backlight, 1280x1024



Key Features

- 17" sunlight readable, high brightness (1,600 nits)
- Resolutions: 1280 x 1024
- Industry leading LED backlight
- Wide viewing angle of 170° (H), 160° (V)
- High contrast ratio (1000:1)
- Wide temperature (-30°C~85°C)
- BL MTBF: 70,000 hours

Specifications

	DLF1768-WT	DLH1768-WT	DLO1768-WT	DLD1768-WT
Description	17" TFT LCD, 1600 nits LED backlight, 1280x1024			
Screen size	17"			
Display area (mm)	337.9(H) x 270.3(V)			
Brightness	1600 cd/m ²			
Resolution	1280x1024			
Aspect ratio	5:4			
Contrast ratio	1000:1			
Pixel pitch (mm)	0.264 (H) x 0.264 (V)			
Pixel per inch (PPI)	96			
Viewing angle	170° (H), 160° (V)			
Color saturation (NTSC)	79%			
Display colors	16.7M			
Response time (Typical)	30ms			
Video interface	LVDS	VGA, DVI-D		
Input power		DC 12V		
Power consumption	34W	36.55W		
Dimensions (mm)	358.5x296.5x18.9	358.5x296.5x18.9	389.7x297.3x36.2	358.5x297.3x35.9
Bezel size (U/B/L/R)	11.25/11.25/8.45/8.45	11.25/11.25/8.45/8.45	12.1/12.1/24/24	12.1/12.1/8.4/8.4
Weight (Net)	2kg	2.1kg	2.5kg	2.5kg
Mounting			VESA 75x75,100x100	VESA 75x75,100x100
OSD key		4 keys (Power switch, menu, +, -)		
OSD control		Brightness, color, contrast, H/V position... etc		
Operating temperature	-30°C ~ +85°C			
Storage temperature	-30°C ~ +85°C			
Product approval			CE, FCC	CE, FCC

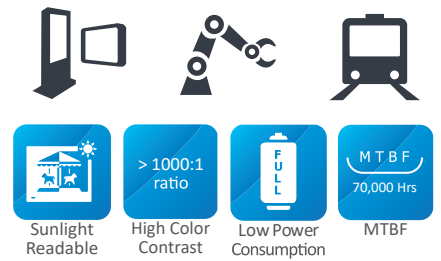
Specifications are subject to change without notice. All brands or product names are trademarks or registered trademarks of their respective companies.

Ordering Information

DLF1768-ENN-A11	17",1600nits,SXGA,LID17A02.WT,V01(5 in 1)
DLH1768-ENN-G11	17",1600nits,SXGA,LID17A09.AD2662GD,WT,V01(5 in 1)
SLO1768-ENB-G11	17",1600nits,SXGA,LID17.AD2662GD,O/B,WT,V01(2 in 1)
SLD1768-ENB-G11	17",1600nits,SXGA,LID17.AD2662GD,O/B,WT,V01(2 in 1)

1825-E

18.5" TFT LCD, 1000 nits LED backlight, 1366x768



Key Features

- 18.5" sunlight readable, high brightness (1,000 nits)
- Resolutions: 1366 x 768
- Industry leading LED backlight
- Aspect ratio of 16:9
- High contrast ratio (1250:1)
- Low power consumption
- BL MTBF: 70,000 hours

Specifications

	DLF1825-E	DLH1825-E	SLO1825-E	SLD1825-E
Description	18.5" TFT LCD, 1000 nits LED backlight, 1366x768			
Screen size	18.5"			
Display area (mm)	409.8(H) x 230.4(V)			
Brightness	1000 cd/m ²			
Resolution	1366x768			
Aspect ratio	16:9			
Contrast ratio	1250:1			
Pixel pitch (mm)	0.3 (H) x 0.3 (V)			
Pixel per inch (PPI)	84			
Viewing angle	170° (H), 160° (V)			
Color saturation (NTSC)	82%			
Display colors	16.7M			
Response time (Typical)	5ms			
Video interface	LVDS	VGA, DVI-D		
Input power		DC 12V		
Power consumption	19W	24W		
Dimensions (mm)	430.4x254.6x13.35	430.4x254.6x13.35	475x330x60	475x330x61.6
Bezel size (U/B/L/R)	10.3/10.3/8.5/8.5	10.3/10.3/8.5/8.5	33.2/62.8/30.8/30.8	33.9/63.9/31.7/31.7
Weight (Net)	1.5kg	1.6kg	4kg	4.8kg
Mounting			VESA 75x75,100x100	VESA 75x75,100x100
OSD key		4 keys (Power switch, menu, +, -)		
OSD control		Brightness, color, contrast, H/V position... etc		
Operating temperature	0°C ~ +50°C			
Storage temperature	-20°C ~ +60°C			
Product approval			CE, FCC	CE, FCC

Specifications are subject to change without notice. All brands or product names are trademarks or registered trademarks of their respective companies.

Ordering Information

DLF1825-ENN-A11	18.5",1000nits,WXGA,LID18A,V2(5 in 1)
DLH1825-ENN-G11	18.5",1000nits,WXGA,LID18A.AD2662GD,DC 12V input.V2(5 in 1)
SLO1825-ENB-G11	18.5",1000nits,WXGA,LID18A.AD2662GD,O/B,DC 12V input.V2
SLD1825-ENA-G11	18.5",1000nits,WXGA,LID18A.AD2662GD,O/F,DC 12V input.V2

1858-T

18.5" TFT LCD, 1600 nits LED backlight, 1920x1080



Key Features

- 18.5" sunlight readable, high brightness (1,600 nits)
- Resolutions: 1920 x 1080
- Industry leading LED backlight
- Aspect ratio of 16:9
- High contrast ratio (1120:1)
- Wide temperature (-20°C~70°C)
- BL MTBF: 100,000 hours
- Wide viewing angle of 176° (H), 176° (V)

Specifications

	DLF1858-T	DLH1858-T	DLD1858-T
Description	18.5" TFT LCD, 1600 nits LED backlight, 1920x1080		
Screen size	18.5"		
Display area (mm)	409.8(H) x 230.4(V)		
Brightness	1600 cd/m ²		
Resolution	1920x1080		
Aspect ratio	16:9		
Contrast ratio	1120:1		
Pixel pitch (mm)	0.213 (H) x 0.213 (V)		
Pixel per inch (PPI)	119		
Viewing angle	176° (H), 176° (V)		
Color saturation (NTSC)	85%		
Display colors	16.7M		
Response time (Typical)	25ms		
Video interface	LVDS	VGA, DVI-D, HDMI	
Input power		DC 12V	
Power consumption	35W	40W	
Dimensions (mm)		430.4x254.6x13.4	475x330x61.6
Bezel size (U/B/L/R)	10.8/10.8/9.2/9.2	10.8/10.8/9.2/9.2	33.9/63.9/31.7/31.7
Weight (Net)	1.5kg	1.6kg	4.8kg
Mounting			VESA 75x75,100x100
OSD key		4 keys (Power switch, menu, +, -)	
OSD control		Brightness, color, contrast, H/V position... etc	
Operating temperature	-20°C ~ +70°C		
Storage temperature	-20°C ~ +80°C		
Product approval			CE, FCC


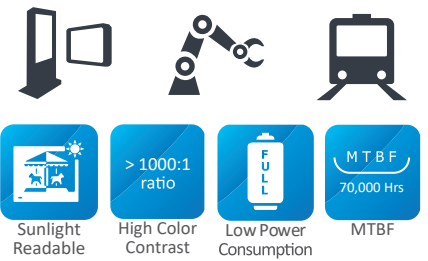
Specifications are subject to change without notice. All brands or product names are trademarks or registered trademarks of their respective companies.

Ordering Information

DLF1858-TNN-A01	18.5",1600nits,FHD,LID18,5in1,V1
DLH1858-TNN-G01	18.5",1600nits,FHD,LID18,AD2662GDH,DC12V,5in1,V1
DLD1858-TNA-G01	18.5",1600nits,FHD,LID18,AD2662GDH,O/F,DC12V,5in1,V1

1954-E

19" TFT LCD, 1000 nits LED backlight, 1280x1024



Key Features

- 19" sunlight readable, high brightness (1,000 nits)
- Resolutions: 1280 x 1024
- Industry leading LED backlight
- Aspect ratio of 5:4
- High contrast ratio (1000:1)
- Low power consumption
- BL MTBF: 70,000 hours

Specifications

	DLF1954-E	DLH1954-E	SLO1954-E	SLD1954-E
Description	19" TFT LCD, 1000 nits LED backlight, 1280x1024			
Screen size	19"			
Display area (mm)	376.3(H) x 301.0(V)			
Brightness	1000 cd/m ²			
Resolution	1280x1024			
Aspect ratio	5:4			
Contrast ratio	1000:1			
Pixel pitch (mm)	0.294 (H) x 0.294 (V)			
Pixel per inch (PPI)	86			
Viewing angle	170° (H), 160° (V)			
Color saturation (NTSC)	80%			
Display colors	16.7M			
Response time (Typical)	5ms			
Video interface	LVDS	VGA, DVI-D		
Input power		DC 12V		
Power consumption	21W	25W		
Dimensions (mm)	396x324x11.4	396x324x11.4	451x361.1x58	418.3x361.1x58
Bezel size (U/B/L/R)	9.5/9.5/8/8	9.5/9.5/8/8	20/38/36.4/36.4	20/38/20/20
Weight (Net)	2.6kg	2.7kg	5.5kg	5.35kg
Mounting			VESA 75x75,100x100	VESA 75x75,100x100
OSD key		4 keys (Power switch, menu, +, -)		
OSD control		Brightness, color, contrast, H/V position... etc		
Operating temperature	0°C ~ +50°C			
Storage temperature	-20°C ~ +60°C			
Product approval			CE, FCC	CE, FCC

Specifications are subject to change without notice. All brands or product names are trademarks or registered trademarks of their respective companies.

Ordering Information

DLF1954-ENN-A12	19",1000nits,SXGA,LID19A.5 in 1,V02
DLH1954-ENN-I12	19",1000nits,SXGA,LID19A.AD6038GD,DC 12V input,V02
SLO1954-ENB-I11	19",1000nits,SXGA,LID19A.AD6038G,O/B,DC 12V input,V02
SLD1954-ENA-I11	19",1000nits,SXGA,LID19A.AD6038G,O/F,DC 12V input.V02

1968-E

19" TFT LCD, 1600 nits LED backlight, 1280x1024



Sunlight Readable




> 1000:1 ratio
High Color Contrast



Low Power Consumption



MTBF
70,000 Hrs



Key Features

- 19" sunlight readable, high brightness (1,600 nits)
- Resolutions: 1280 x 1024
- Industry leading LED backlight
- Aspect ratio of 5:4
- High contrast ratio (1000:1)
- Low power consumption
- BL MTBF: 70,000 hours

Specifications

	DLF1968-E	DLH1968-E	SLO1968-E	SLD1968-E
Description	19" TFT LCD, 1600 nits LED backlight, 1280x1024			
Screen size	19"			
Display area (mm)	376.3(H) x 301.1(V)			
Brightness	1600 cd/m ²			
Resolution	1280x1024			
Aspect ratio	5:4			
Contrast ratio	1000:1			
Pixel pitch (mm)	0.294 (H) x 0.294 (V)			
Pixel per inch (PPI)	86			
Viewing angle	170° (H), 160° (V)			
Color saturation (NTSC)	80%			
Display colors	16.7M			
Response time (Typical)	5ms			
Video interface	LVDS	VGA, DVI-D		
Input power		DC 12V		
Power consumption	28W	31W		
Dimensions (mm)	396x324x14.5	396x324x14.5	429.2x327x36.5	396x326x36.5
Bezel size (U/B/L/R)	9.5/9.5/7.9/7.9	9.5/9.5/7.9/7.9	11/11/24.5/24.5	10.5/10.5/7.9/7.9
Weight (Net)	2.4kg	2.45kg	2.75kg	2.7kg
Mounting			VESA 75x75,100x100	VESA 75x75,100x100
OSD key		4 keys (Power switch, menu, +, -)		
OSD control		Brightness, color, contrast, H/V position... etc		
Operating temperature	0°C ~ +50°C			
Storage temperature	-20°C ~ +60°C			
Product approval			CE, FCC	CE, FCC


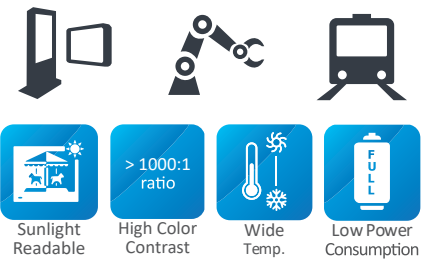
Specifications are subject to change without notice. All brands or product names are trademarks or registered trademarks of their respective companies.

Ordering Information

DLF1968-ENN-A12	19",1600nits,SXGA,LID19B06.w/o Boss,V02(5 in 1)
DLH1968-ENN-I11	19",1600nits,SXGA,LID19A.AD6038GD,w/o Boss,5 in 1.V02
SLO1968-ENB-G12	19",1600nits,SXGA,LID19A09.AD2662GDVAR,DC12V,O/B.V02(2 in 1)
SLD1968-ENB-G12	19",1600nits,SXGA,LID19A.AD2662GDVAR,O/B,DC12V.V02(2 in 1)

1968-U

19" TFT LCD, 1600 nits LED backlight, 1280x1024



Key Features

- 19" sunlight readable, high brightness (1,600 nits)
- Resolutions: 1280 x 1024
- Aspect ratio of 5:4
- High contrast ratio (1000:1)
- Wide temperature (-30°C~85°C)
- Low power consumption
- BL MTBF: 70,000 hours

Specifications

	DLF1968-U	DLH1968-U	DLO1968-U	DLD1968-U
Description	19" TFT LCD, 1600 nits LED backlight, 1280x1024			
Screen size	19"			
Display area (mm)	376.3(H) x 301.06(V)			
Brightness	1600 cd/m ²			
Resolution	1280x1024			
Aspect ratio	5:4			
Contrast ratio	1000:1			
Pixel pitch (mm)	0.294 (H) x 0.294 (V)			
Pixel per inch (PPI)	86			
Viewing angle	170° (H), 160° (V)			
Color saturation (NTSC)	80%			
Display colors	16.7M			
Response time (Typical)	10ms			
Video interface	LVDS	VGA, DVI-D		
Input power		DC 12V		
Power consumption	40W	43W		
Dimensions (mm)	396x324x14.5	396x324x14.5	429.2x327x36.4	396x326x35.9
Bezel size (U/B/L/R)	9.5/9.5/7.9/7.9	9.5/9.5/7.9/7.9	11/11/24.4/24.4	10.5/10.5/7.9/7.9
Weight (Net)	2.4kg	2.45kg	3.2kg	3kg
Mounting			VESA 75x75	VESA 75x75
OSD key		4 keys (Power switch, menu, +, -)		
OSD control		Brightness, color, contrast, H/V position... etc		
Operating temperature	-30°C ~ +85°C			
Storage temperature	-30°C ~ +85°C			
Product approval			CE, FCC	CE, FCC




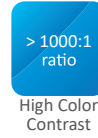
Specifications are subject to change without notice. All brands or product names are trademarks or registered trademarks of their respective companies.

Ordering Information

DLF1968-UNN-A01	19",1600nits,SXGA,LID19A.w/o boss,WT,V01(5 in 1)
DLH1968-UNN-G01	19",1600nits,SXGA,LID19A.AD2662GD,w/o boss,WT,DC12V.V01(5 in 1)
DLO1968-UNB-G02	19",1600nits,SXGA,LID19A.AD2662GD,O/B,WT,LS,DC12V.V01(2 in 1)
DLD1968-UNB-G02	19",1600nits,SXGA,LID19A.AD2662GD,LS,O/B,WT,DC12V.2 in 1,V01

1975-E

19" TFT LCD, 1000 nits LED backlight, 1280x1024



Key Features

- 19" sunlight readable, high brightness (1,000 nits)
- Resolutions: 1280 x 1024
- Aspect ratio of 5:4
- Wide viewing angle of 178° (H), 178° (V)
- High contrast ratio (2000:1)
- Low power consumption
- BL MTBF: 70,000 hours

Specifications

	DLF1975-E	DLH1975-E	SLO1975-E	SLD1975-E
Description	19" TFT LCD, 1000 nits LED backlight, 1280x1024			
Screen size	19"			
Display area (mm)	376.3(H) x 301.1(V)			
Brightness	1000 cd/m ²			
Resolution	1280x1024			
Aspect ratio	5:4			
Contrast ratio	2000:1			
Pixel pitch (mm)	0.294 (H) x 0.294 (V)			
Pixel per inch (PPI)	86			
Viewing angle	178° (H), 178° (V)			
Color saturation (NTSC)	77%			
Display colors	16.7M			
Response time (Typical)	28ms			
Video interface	LVDS	VGA, DVI-D		
Input power		DC 12V		
Power consumption	32W	38W		
Dimensions (mm)	396x324x14.5	396x324x14.5	429.2x327x36.5	396x324.8x36
Bezel size (U/B/L/R)	9.5/9.5/8/8	9.5/9.5/8/8	11/11/24.5/24.5	9.9/9.9/7.9/7.9
Weight (Net)	2.5kg	2.6kg	2.8kg	2.7kg
Mounting			VESA 75x75,100x100	VESA 75x75,100x100
OSD key		4 keys (Power switch, menu, +, -)		
OSD control		Brightness, color, contrast, H/V position... etc		
Operating temperature	0°C ~ +50°C			
Storage temperature	-20°C ~ +60°C			
Product approval			CE, FCC	CE, FCC

Specifications are subject to change without notice. All brands or product names are trademarks or registered trademarks of their respective companies.

Ordering Information

DLF1975-ENN-A12	19",1000nits,SXGA,LID19B.w/o boss,5 in 1,V02
DLH1975-ENN-G12	19",1000nits.SXGA,LID19B.AD2662GD,w/o boss,5 in 1.V02
SLO1975-ENB-G02	19",1000nits,SXGA,LID19.AD2662GD,O/B,V01
SLD1975-ENB-G02	19",1000nits,SXGA,LID19.AD2662GD+IO Board,O/B,V01

2118-E

21.5" TFT LCD, 1600 nits LED backlight, 1920x1080



Sunlight Readable



Aspect ratio



Low Power Consumption



MTBF



Key Features

- 21.5" sunlight readable, high brightness (1,600 nits)
- Resolutions: 1920 x 1080
- Industry leading LED backlight
- Aspect ratio of 16:9
- Low power consumption
- BL MTBF: 100,000 hours

Specifications

	DLF2118-E	DLH2118-E	SLO2118-E	SLD2118-E
Description	21.5" TFT LCD, 1600 nits LED backlight, 1920x1080			
Screen size	21.5"			
Display area (mm)	476.6(H) x 268.1(V)			
Brightness	1600 cd/m ²			
Resolution	1920x1080			
Aspect ratio	16:9			
Contrast ratio	900:1			
Pixel pitch (mm)	0.24825 (H) x 0.24825 (V)			
Pixel per inch (PPI)	102			
Viewing angle	170° (H), 160° (V)			
Color saturation (NTSC)	84%			
Display colors	16.7M			
Response time (Typical)	5ms			
Video interface	LVDS	VGA, DVI-D		
Input power		DC 12V		
Power consumption	36W	41W		
Dimensions (mm)	497.6x292.2x13.35	497.6x292.2x13.35	530.2x294.6x36	500.2x294.6x35.5
Bezel size (U/B/L/R)	10.3/10.3/8.9/8.9	10.3/10.3/8.9/8.9	11.5/11.5/10.2/10.2	11.5/11.5/10.2/10.2
Weight (Net)	1.8kg	2.1kg	5.2kg	5kg
Mounting			VESA 75x75,100x100	VESA 75x75,100x100
OSD key		4 keys (Power switch, menu, +, -)		
OSD control		Brightness, color, contrast, H/V position... etc		
Operating temperature	0°C ~ +50°C			
Storage temperature	-20°C ~ +60°C			
Product approval			CE, FCC	CE, FCC

Specifications are subject to change without notice. All brands or product names are trademarks or registered trademarks of their respective companies.

Ordering Information

DLF2118-ENN-A01	21.5",1600nits,FHD,LID21A.5 in 1,V01
DLH2118-ENN-G01	21.5",1600nits,FHD,LID21A.AD2662GD,DC12V,5 in 1,V01
SLO2118-ENB-G01	21.5",1600nits,FHD,LID21A.AD2662GD,O/B,DC12V,3 in 1.V01
SLD2118-ENB-G01	21.5",1600nits,FHD,LID21A.AD2662GD,O/B,DC12V,3 in 1.V01

2126-ANW

21.5" TFT LCD, 1200 nits LED backlight, MaxRGB, 1920x1080



Sunlight Readable



MaxRGB



Wide Viewing Angle



MTBF



Key Features

- 21.5" sunlight readable, high brightness (1,200 nits)
- Resolutions: 1920 x 1080
- MaxRGB (NTSC 94%)
- Wide viewing angle of 178° (H), 178° (V)
- High color contrast ratio (4500:1)
- Low power consumption
- BL MTBF: 100,000 hours

Specifications

	DLF2126-A	DLH2126-A	DLO2126-A
Description	21.5" TFT LCD, 1200 nits LED backlight, MaxRGB(NTSC 94%), 1920x1080		
Screen size	21.5"		
Display area (mm)	476.6(H) x 268.1(V)		
Brightness	1200		
Resolution	1920x1080		
Aspect ratio	16:9		
Contrast ratio	4500:1		
Pixel pitch (mm)	0.24825 (H) x 0.24825 (V)		
Pixel per inch (PPI)	102		
Viewing angle	178° (H), 178° (V)		
Color saturation (NTSC)	94%		
Display colors	16.7M		
Response time (Typical)	25ms		
Video interface	LVDS	DVI-I, DP/ VGA, DVI-D	
Input power		DC 12V	
Power consumption	49W	55W	
Dimensions (mm)	497.6x292.2x13.35	497.6x292.2x13.35	500.6x 295.2x 51.1
Bezel size (U/B/L/R)	10.35/10.35/8.9/8.9	10.35/10.35/8.9/8.9	11.8/11.8/10.4/10.4
Weight (Net)	1.7kg	1.8kg	4.3kg
Mounting			VESA 75x75,100x100
OSD key		4 keys (Power switch, menu, +, -)	
OSD control		Brightness, color, contrast, H/V position... etc	
Operating temperature	0°C ~ +50°C		
Storage temperature	-20°C ~ +60°C		
Product approval			CE, FCC

Specifications are subject to change without notice. All brands or product names are trademarks or registered trademarks of their respective companies.

Ordering Information

DLF2126-ANW-A01	21.5",1200nits,FHD,MaxRGB,LID21A,5 in 1,V1
DLH2126-ANW-I01	21.5",1200nits,FHD,MaxRGB.AD6038GDP+LID,DC12V,5 in 1,V1
DLO2126-ANW-I01	21.5",1200nits,FHD,MaxRGB.AD6038GDP+LID,O/B-4key.DC12V,5 in 1,V1

2126-E

21.5" TFT LCD, 1600 nits LED backlight, 1920x1080



Key Features

- 21.5" sunlight readable, high brightness (1,600 nits)
- Resolutions: 1920 x 1080
- Wide viewing angle of 178° (H), 178° (V)
- High color contrast ratio (3700:1)
- Low power consumption
- BL MTBF: 70,000 hours

Specifications

	DLF2126-E	DLH2126-E	SLO2126-E	SLD2126-E
Description	21.5" TFT LCD, 1600 nits LED backlight, 1920x1080			
Screen size	21.5"			
Display area (mm)	476.6(H) x 268.1(V)			
Brightness	1600 cd/m ²			
Resolution	1920x1080			
Aspect ratio	16:9			
Contrast ratio	3700:1			
Pixel pitch (mm)	0.24825 (H) x 0.24825 (V)			
Pixel per inch (PPI)	102			
Viewing angle	178° (H), 178° (V)			
Color saturation (NTSC)	85%			
Display colors	16.7M			
Response time (Typical)	25ms			
Video interface	LVDS	DVI-I, DP/ VGA, DVI-D		
Input power		DC 12V		
Power consumption	49W	55W		
Dimensions (mm)	497.6x292.2x13.35	497.6x292.2x13.35	500.6x 295.2x 51.1	540x370x61
Bezel size (U/B/L/R)	10.35/10.35/8.9/8.9	10.35/10.35/8.9/8.9	11.8/11.8/10.4/10.4	34.1/66.1/33.5/33.5
Weight (Net)	1.7kg	1.8kg	5.5kg	6.12kg
Mounting			VESA 75x75,100x100	VESA 75x75,100x100
OSD key		4 keys (Power switch, menu, +, -)		
OSD control		Brightness, color, contrast, H/V position... etc		
Operating temperature	0°C ~ +50°C			
Storage temperature	-20°C ~ +60°C			
Product approval			CE, FCC	CE, FCC

Specifications are subject to change without notice. All brands or product names are trademarks or registered trademarks of their respective companies.

Ordering Information

DLF2126-ENN-A11	21.5",1600nits,FHD,LID21A.5 in 1,V2
DLH2126-ENN-G11	21.5",1600nits,FHD,LID21A.AD2662GD,DC12V,5 in 1,V2
SLO2126-ENB-G11	21.5",1600nits,FHD,LID21A.AD2662GD,5key,O/B,DC12V.V2
SLD2126-ENB-G11	21.5",1600nits,FHD,LID21A.AD2662GD,5key,O/B,DC12V.V2

2133-PNW

21.3" TFT LCD, LED Backlight 600nits,MaxRGB UXGA(1600x1200)



Sunlight Readable



MaxRGB



Wide Viewing Angle



MTBF
100,000 Hrs



Key Features

- 21.3" sunlight readable, high brightness (600 nits)
- Resolutions: 1600x1200
- MaxRGB (NTSC 96%)
- Wide viewing angle of 178° (H), 178° (V)
- High contrast ratio (1500 : 1)
- Low power consumption
- BL MTBF: 100,000 hours

Specifications

	DLF2133-PNW	DLH2133-PNW	DLD2133-PNW
Description	21.3" TFT LCD, LED Backlight 600 nits, MaxRGB, UXGA (1600x1200)		
Screen size	21.3"		
Display area (mm)	432.0(H) x 324.0(V)		
Brightness	600 cd/m2		
Resolution	1600x1200		
Aspect ratio	4 : 3		
Contrast ratio	1500 : 1		
Pixel pitch (mm)	0.270(H) x 0.270(V)		
Pixel per inch (PPI)	93		
Viewing angle	178°(H),178°(V)		
Color saturation (NTSC)	96%		
Display colors	16.7M		
Response time (Typical)	20ms		
Video interface	LVDS	VGA,DVI,HDMI,DP	VGA,DVI,HDMI,DP, RS232
Input power		DC 12V	
Power consumption	28W	33W	
Dimensions (mm)	456 x 349.5 x 22	456 x 349.5 x 22	461.5 x 355.1 x 65.4
Bezel size (U/B/L/R)	11.5/10/10/10 mm	11.5/10/10/10 mm	15.3/13.8/13.8/13.8 mm
Weight (Net)	2.9kg	2.9kg	6.5kg
Mounting			200x100, 100x100
OSD key		4 keys (Power switch, menu, +, -)	
OSD control		Brightness, color, contrast, H/V position... etc	
Operating temperature	0°C ~ +50°C		
Storage temperature	-20°C ~ +60°C		
Product approval			CE, FCC

Specifications are subject to change without notice. All brands or product names are trademarks or registered trademarks of their respective companies.

Ordering Information

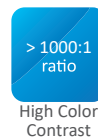
DLF2133-PNW-A01	21.3",600nits,UXGA,MaxRGB,LID21A,5in1,V1
DLH2133-PNW-J01	21.3",600nits,UXGA,MaxRGB,LID21A,AD5827GDHP,DC12V,5in1,V1
DLD2133-PNW-J01	21.3",600nits,UXGA,MaxRGB,LID21A,AD5827GDHPR,O/B,DC12V,V1

2137-E

21.5" TFT LCD, 1400 nits LED backlight, 1920x1080



Sunlight Readable



> 1000:1 ratio
High Color Contrast



Wide Viewing Angle
178°



MTBF
70,000 Hrs



Key Features

- 21.5" sunlight readable, high brightness (1,400 nits)
- Resolutions: 1920 x 1080
- Aspect ratio of 16:9
- Wide viewing angle of 178° (H), 178° (V)
- High contrast ratio (1300:1)
- Low power consumption
- BL MTBF: 70,000 hours

Specifications

	DLF2137-E	DLH2137-E	SLO2137-E	SLD2137-E
Description	21.5" TFT LCD, 1400 nits LED backlight, 1920x1080			
Screen size	21.5"			
Display area (mm)	476(H) x 267.7(V)			
Brightness	1400 cd/m ²			
Resolution	1920x1080			
Aspect ratio	16:9			
Contrast ratio	1300:1			
Pixel pitch (mm)	0.24795 (H) x 0.24795 (V)			
Pixel per inch (PPI)	102			
Viewing angle	178° (H), 178° (V)			
Color saturation (NTSC)	84%			
Display colors	16.7M			
Response time (Typical)	5ms			
Video interface	LVDS	VGA, DVI-D		
Input power		DC 12V		
Power consumption	45W	50W		
Dimensions (mm)	497.6x292.2x13.35	497.6x292.2x13.35	545x370x60	545x370x61
Bezel size (U/B/L/R)	10.35/10.35/8.9/8.9	10.35/10.35/8.9/8.9	33.4/65.3/32.6/32.6	34.1/66.1/33.5/33.5
Weight (Net)	1.7kg	1.8kg	5.5kg	6.12kg
Mounting			VESA 75x75,100x100	VESA 75x75,100x100
OSD key		4 keys (Power switch, menu, +, -)		
OSD control		Brightness, color, contrast, H/V position... etc		
Operating temperature	0°C ~ +50°C			
Storage temperature	-20°C ~ +60°C			
Product approval			CE, FCC	CE, FCC

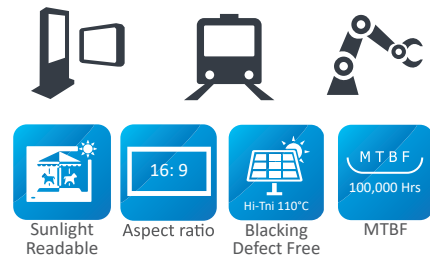
Specifications are subject to change without notice. All brands or product names are trademarks or registered trademarks of their respective companies.

Ordering Information

DLF2137-ENN-A01	21.5",1400nits,FHD,LID21A,5-in-1,V1
DLH2137-ENN-G01	21.5",1400nits,FHD,LID21A,AD2662GD,DC 12V input.5-in-1,V1
SLO2137-ENB-G01	21.5",1400nits,FHD,LID21A,AD2662GD,O/B(5key)DC12V input.V1
SLD2137-ENB-G01	21.5",1400nits,FHD,LID21A,AD2662GD,O/B(5key)DC12V input.V1

2158-U

21.5" TFT LCD, 1600 nits LED backlight, 1920x1080



Key Features

- 21.5" sunlight readable, high brightness (1,600 nits)
- Resolutions: 1920 x 1080
- Industry leading LED backlight
- Aspect ratio of 16:9
- LCD Blanking Defect Free (Hi-Tni 110°C)
- Low power consumption
- BL MTBF: 100,000 hours

Specifications

	DLF2158-U	DLH2158-U	DLD2158-U
Description	21.5" TFT LCD, 1600 nits LED backlight, 1920x1080		
Screen size	21.5"		
Display area (mm)	467.64(H) x 268.11(V)		
Brightness	1600 cd/m2		
Resolution	1920x1080		
Aspect ratio	16:9		
Contrast ratio	2800:1		
Pixel pitch (mm)	0.24825(H) x 0.24825(V)		
Pixel per inch (PPI)	102		
Viewing angle	178°(H),178°(V)		
Color saturation (NTSC)	80%		
Display colors	16.7M		
Response time (Typical)	25ms		
Video interface	LVDS	VGA, DVI-D	
Input power		DC 12V	
Power consumption	47W	52W	52W
Dimensions (mm)	497.6x292.2x13.35	497.6x292.2x13.35	545x370x61
Bezel size (U/B/L/R)	10.35/10.35/8.9/8.9	10.35/10.35/8.9/8.9	34.1/66.1/33.5/33.5
Weight (Net)	1.8kg	2kg	6.12kg
Mounting			75x75, 100x100
OSD key		4 keys (Power switch, menu, +, -)	
OSD control		Brightness, color, contrast, H/V position... etc	
Operating temperature	0°C ~ +60°C		
Storage temperature	-20°C ~ +60°C		
Product approval			CE, FCC

Specifications are subject to change without notice. All brands or product names are trademarks or registered trademarks of their respective companies.

Ordering Information

DLF2158-UNN-A01	21.5",1600nits,FHD,LID21B,5in1,V1
DLH2158-UNN-G01	21.5",1600nits,FHD,LID21B,AD2662GD,DC12V,5in1,V1
DLD2158-UNB-G01	21.5",1600nits,FHD,LID21B,AD2662GD,5key,O/B,DC12V,V1

2325-E

23" TFT LCD, 1400 nits LED backlight, 1920x1080



Sunlight Readable



> 1000:1 ratio
High Color Contrast



Wide Viewing Angle



MTBF
100,000 Hrs



Key Features

- 23" sunlight readable, high brightness (1,400 nits)
- Resolutions: 1920 x 1080
- Wide viewing angle of 178° (H), 178° (V)
- High contrast ratio (1000:1)
- Low power consumption
- BL MTBF: 70,000 hours

Specifications

	DLF2325-E	DLH2325-E	SLO2325-E	SLD2325-E
Description	23" TFT LCD, 1400 nits LED backlight, 1920x1080			
Screen size	23"			
Display area (mm)	509.2(H) x 286.416(V)			
Brightness	1400 cd/m ²			
Resolution	1920x1080			
Aspect ratio	16:9			
Contrast ratio	1000:1			
Pixel pitch (mm)	0.2652 (H) x 0.2652 (V)			
Pixel per inch (PPI)	96			
Viewing angle	178° (H), 178° (V)			
Color saturation (NTSC)	84%			
Display colors	16.7M			
Response time (Typical)	14ms			
Video interface	LVDS	VGA, DVI-D		
Input power		DC 12V		
Power consumption	31.3W	34.2W		
Dimensions (mm)	533.2x312x11.9	533.2x312x11.9	570.4x314.2x35.9	535.6x314.2x35.4
Bezel size (U/B/L/R)	10.5/10.5/9.7/9.7	10.5/10.5/9.7/9.7	11.6/11.6/28.3/28.3/	11.6/11.6/10.9/10.9
Weight (Net)	2kg	2kg	4.2kg	4kg
Mounting			VESA 75x75,100x100	
OSD key		4 keys (Power switch, menu, +, -)		
OSD control		Brightness, color, contrast, H/V position... etc		
Operating temperature	0°C ~ +50°C			
Storage temperature	-20°C ~ +60°C			
Product approval			CE, FCC	CE, FCC

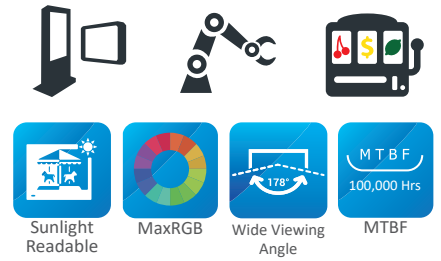
Specifications are subject to change without notice. All brands or product names are trademarks or registered trademarks of their respective companies.

Ordering Information

DLF2325-ENN-A11	23",1400nits,FHD,LID23A,5 in 1,V01
DLH2325-ENN-I11	23",1400nits,FHD,LID23A,AD6038GD,DC 12V,5 in 1,V01
SLO2325-ENB-I11	23",1400nits,FHD,LID23A,AD6038GD,O/B,DC12V,V01
SLD2325-ENB-I11	23",1400nits,FHD,LID23A,AD6038GD,O/B,DC12V,V01

2325-ENW

23" TFT LCD, 1200 nits LED backlight, MaxRGB, 1920x1080



Key Features

- 23" sunlight readable, high brightness (1,200 nits)
- Resolutions: 1920 x 1080
- MaxRGB (NTSC 94%)
- Wide viewing angle of 178° (H), 178° (V)
- High contrast ratio (1000:1)
- Low power consumption
- BL MTBF: 100,000 hours

Specifications

	DLF2325-ENW	DLH2325-ENW	DLO2325-ENW
Description	23" TFT LCD, 1200 nits LED backlight, 1920x1080		
Screen size	23"		
Display area (mm)	509.2(H) x 286.416(V)		
Brightness	1200 cd/m ²		
Resolution	1920x1080		
Aspect ratio	16:9		
Contrast ratio	1000:1		
Pixel pitch (mm)	0.2652 (H) x 0.2652 (V)		
Pixel per inch (PPI)	96		
Viewing angle	178° (H), 178° (V)		
Color saturation (NTSC)	94%		
Display colors	16.7M		
Response time (Typical)	14ms		
Video interface	LVDS	DVI-I, DP	
Input power		DC 12V	
Power consumption	31.3W	34.2W	
Dimensions (mm)	533.2x312x11.9	533.2x312x11.9	536.2x 314.9x 51.1
Bezel size (U/B/L/R)	10.5/10.5/9.7/9.7	10.5/10.5/9.7/9.7	11.9/11.9/11.2/11.2
Weight (Net)	2kg	2kg	5kg
Mounting		VESA 75x75,100x100	
OSD key		4 keys (Power switch, menu, +, -)	
OSD control		Brightness, color, contrast, H/V position... etc	
Operating temperature	0°C ~ +50°C		
Storage temperature	-20°C ~ +60°C		
Product approval		CE, FCC	

Specifications are subject to change without notice. All brands or product names are trademarks or registered trademarks of their respective companies.

Ordering Information

DLF2325-ENW-A11	23",1200nits,FHD,MaxRGB,LID23,5in1,V1
DLH2325-ENW-I11	23",1200nits,FHD,MaxRGB,AD6038GDP+LID,DC12V,5in1,V1
DLO2325-ENW-I11	23",1200nits,FHD,MaxRGB,AD6038GDP+LID,O/B-4key,DC12V,V1

2415-E

24" TFT LCD, 1000 nits LED backlight, 1920x1080



Sunlight Readable



> 1000:1 ratio
High Color Contrast



Low Power Consumption



MTBF
70,000 Hrs



Key Features

- 24" sunlight readable, high brightness (1,000 nits)
- Resolutions: 1920 x 1080
- Industry leading LED backlight
- Aspect ratio of 16:9
- High contrast ratio (1000:1)
- Low power consumption
- BL MTBF: 70,000 hours

Specifications

	DLF2415-E	DLH2415-E	SLO2415-E	SLD2415-E
Description	24" TFT LCD, 1000 nits LED backlight, 1920x1080			
Screen size	24"			
Display area (mm)	531.4(H) x 298.9(V)			
Brightness	1000 cd/m ²			
Resolution	1920x1080			
Aspect ratio	16:9			
Contrast ratio	1000:1			
Pixel pitch (mm)	0.276 (H) x 0.276 (V)			
Pixel per inch (PPI)	91			
Viewing angle	170° (H), 160° (V)			
Color saturation (NTSC)	82%			
Display colors	16.7M			
Response time (Typical)	5ms			
Video interface	LVDS	VGA, DVI-D		
Input power		DC 12V		
Power consumption	30W	38W		
Dimensions (mm)	555.9x323.3x14.6	555.9x323.3x14.6	586.4x325.6x36.5	586.4x325.6x36.5
Bezel size (U/B/L/R)	10.1/10.1/10.3/10.3	10.1/10.1/10.3/10.3	11.3/11.3/25.5/25.5	11.3/11.3/11.5/11.5
Weight (Net)	2.67kg	2.73kg	4.2kg	4kg
Mounting				VESA 75x75,100x100
OSD key				4 keys (Power switch, menu, +, -)
OSD control				Brightness, color, contrast, H/V position... etc
Operating temperature	0°C ~ +50°C			
Storage temperature	-20°C ~ +60°C			
Product approval			CE, FCC	

Specifications are subject to change without notice. All brands or product names are trademarks or registered trademarks of their respective companies.

Ordering Information

DLF2415-ENN-A01	24",1000nits,FHD(1920*1080).LID24A,V01
DLH2415-ENN-G01	24",1000nits,FHD(1920*1080).AD2662GD,LID24A01,V01
SLO2415-ENB-G01	24",1000nits,FHD,LID24A01.O/B,AD2662GD,V01
SLD2415-ENB-G01	24",1000nits,FHD,LID24A01.O/B,AD2662GD,V01

2425-E

24" TFT LCD, 1000 nits LED backlight, 1920x1080



Sunlight Readable



High Color Contrast



Wide Viewing Angle



MTBF 100,000 Hrs



Key Features

- 24" sunlight readable, high brightness (1,000 nits)
- Resolutions: 1920 x 1080
- Aspect ratio of 16:9
- Wide viewing angle of 178° (H), 178° (V)
- High contrast ratio (5000:1)
- Wide temperature (-20°C~70°C)
- BL MTBF: 100,000 hours

Specifications

	DLF2425-E	DLH2425-E	SLO2425-E	SLD2425-E
Description	24" TFT LCD, 1000 nits LED backlight, 1920x1080			
Screen size	24"			
Display area (mm)	531.4(H) x 298.9(V)			
Brightness	1000 cd/m ²			
Resolution	1920x1080			
Aspect ratio	16:9			
Contrast ratio	5000:1			
Pixel pitch (mm)	0.276 (H) x 0.276 (V)			
Pixel per inch (PPI)	91			
Viewing angle	178° (H), 178° (V)			
Color saturation (NTSC)	84%			
Display colors	16.7M			
Response time (Typical)	25ms			
Video interface	LVDS	VGA, DVI-D		
Input power		DC 12V		
Power consumption	30W	38W		
Dimensions (mm)	555.9x323.3x14.6	555.9x323.3x14.6	586.4x325.6x36.5	558.4x325.6x36.5
Bezel size (U/B/L/R)	10.1/10.1/10.3/10.3	10.1/10.1/10.3/10.3	11.3/11.3/25.5/25.5	11.3/11.3/11.5/11.5
Weight (Net)	2.67kg	2.73kg	4.2kg	4kg
Mounting				VESA 75x75,100x100
OSD key				4 keys (Power switch, menu, +, -)
OSD control				Brightness, color, contrast, H/V position... etc
Operating temperature	-20°C ~ +70°C			
Storage temperature	-30°C ~ +80°C			
Product approval			CE, FCC	

Specifications are subject to change without notice. All brands or product names are trademarks or registered trademarks of their respective companies.

Ordering Information

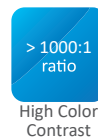
DLF2425-ENN-A01	24",1000nits,FHD,LID24A02.V01
DLH2425-ENN-G01	24",1000nits,FHD,LID24A02.AD2662GD,V01
SLO2425-ENB-G01	24",1000nits,FHD,LID24A02.AD2662GD,O/B,DC12V input.V01
SLD2425-ENB-G01	24",1000nits,FHD,LID24A02.AD2662GD,O/B,DC12V input.V01

2435-A

24" TFT LCD, 1000 nits LED backlight, 1920x1080



Sunlight Readable



High Color Contrast



Wide Viewing Angle



MTBF
70,000 Hrs



Key Features

- 24" sunlight readable, high brightness (1,000 nits)
- Resolutions: 1920 x 1080
- Aspect ratio of 16:9
- Wide viewing angle of 178° (H), 178° (V)
- High color contrast ratio (4100:1)
- Low power consumption
- BL MTBF: 70,000 hours

Specifications

	DLF2435-A	DLH2435-A	DLO2435-A	DLD2435-A
Description	24" TFT LCD, 1000 nits LED backlight, 1920x1080			
Screen size	24"			
Display area (mm)	531.4(H) x 298.9(V)			
Brightness	1000 cd/m ²			
Resolution	1920x1080			
Aspect ratio	16:9			
Contrast ratio	4100:1			
Pixel pitch (mm)	0.276 (H) x 0.276 (V)			
Pixel per inch (PPI)	91			
Viewing angle	178° (H), 178° (V)			
Color saturation (NTSC)	83%			
Display colors	16.7M			
Response time (Typical)	12ms			
Video interface	LVDS	VGA, DVI-D		
Input power		DC 12V		
Power consumption	49.48W	54.48W		
Dimensions (mm)	555.9x323.3x14.6	555.9x323.3x14.6	586.5x326.3x36.8	558.5x326.3x36.5
Bezel size (U/B/L/R)	10.1/10.1/10.3/10.3	10.1/10.1/10.3/10.3	11.3/11.3/25.5/25.5	13.6/13.6/13.8/13.8
Weight (Net)	2.67kg	2.67kg	4.5kg	4.2kg
Mounting			VESA 75x75,100x100	
OSD key		4 keys (Power switch, menu, +, -)		
OSD control		Brightness, color, contrast, H/V position... etc		
Operating temperature	0°C ~ +50°C			
Storage temperature	-20°C ~ +60°C			
Product approval			CE, FCC	

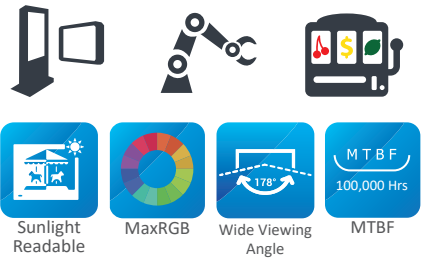
Specifications are subject to change without notice. All brands or product names are trademarks or registered trademarks of their respective companies.

Ordering Information

DLF2435-ANN-A01	24",1000nits,FHD,LID24A,V01
DLH2435-ANN-G02	24",1000nits,FHD,LID24A.AD2662GD,DC12V,5 in 1,V01
DLO2435-ANN-G01	24",1000nits,FHD,LID24A.AD2662GD,O/B,DC12V,V01
DLD2435-ANN-G01	24",1000nits,FHD,LID24A.AD2662GD,O/B,DC12V,V01

2435-ANW

24" TFT LCD, 800 nits LED backlight, MaxRGB, 1920x1080



Key Features

- 24" sunlight readable, high brightness (800 nits)
- Resolutions: 1920 x 1080
- MaxRGB (NTSC 94%)
- Wide viewing angle of 178° (H), 178° (V)
- High color contrast ratio (3000:1)
- Low power consumption
- BL MTBF: 100,000 hours

Specifications

	DLF2435-ANW	DLH2435-ANW	DLO2435-ANW
Description	24" TFT LCD, 800 nits LED backlight, MaxRGB, 1920x1080		
Screen size	24"		
Display area (mm)	531.4(H) x 298.9(V)		
Brightness	800 cd/m ²		
Resolution	1920x1080		
Aspect ratio	16:9		
Contrast ratio	3000:1		
Pixel pitch (mm)	0.276 (H) x 0.276 (V)		
Pixel per inch (PPI)	91		
Viewing angle	178° (H), 178° (V)		
Color saturation (NTSC)	94%		
Display colors	16.7M		
Response time (Typical)	12ms		
Video interface	LVDS	DVI-I, DP	
Input power		DC 12V	
Power consumption	64W	69W	
Dimensions (mm)	555.9x323.3x14.6	555.9x323.3x14.6	558.9x326.2x49
Bezel size (U/B/L/R)	10.1/10.1/10.3/10.3	10.1/10.1/10.3/10.3	11.6/11.6/11.8/11.8
Weight (Net)	2.67kg	2.67kg	5.5kg
Mounting			VESA 75x75,100x100
OSD key		4 keys (Power switch, menu, +, -)	
OSD control		Brightness, color, contrast, H/V position... etc	
Operating temperature	0°C ~ +50°C		
Storage temperature	-20°C ~ +60°C		
Product approval			CE, FCC

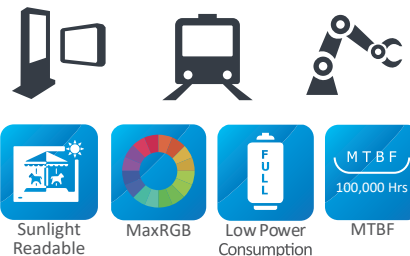
Specifications are subject to change without notice. All brands or product names are trademarks or registered trademarks of their respective companies.

Ordering Information

DLF2435-ANW-A01	24",800nits,FHD,MaxRGB,LID24B,5in1,V1
DLH2435-ANW-I01	24",800nits,FHD,MaxRGB,LID24B,AD6038GDP,DC12V,5in1,V1
DLO2435-ANW-I01	24",800nits,FHD,MaxRGB,LID24B,AD6038GDP,O/B-4key,DC12V,V1

2705-BNW

27" TFT LCD, 700 nits LED backlight, 1920x1080



Key Features

- 27" sunlight readable, high brightness (700 nits)
- Resolutions: 1920 x 1080
- Industry leading LED backlight
- Aspect ratio of 16:9
- MaxRGB (NTSC 94%)
- Slim Bezel
- Low power consumption
- BL MTBF: 100,000 hours

Specifications

	DLF2705-BNW	DLH2705-BNW	DLO2705-BNW
Description	27" TFT LCD, 700 nits LED backlight, 1920x1080		
Screen size	27"		
Display area (mm)	597.9 (H) x 336.3(V)		
Brightness	700 cd/m2		
Resolution	1920x1080		
Aspect ratio	16:9		
Contrast ratio	700:1		
Pixel pitch (mm)	0.3114(H) x 0.3114(V)		
Pixel per inch (PPI)	81		
Viewing angle	178°(H),178°(V)		
Color saturation (NTSC)	94%		
Display colors	16.7M		
Response time (Typical)	14ms		
Video interface	LVDS	DVI-I, DP	
Input power		DC 12V	
Power consumption	27.6w	33.4w	33.4w
Dimensions (mm)	611.5 x 355.8 x 13.5	611.5 x 355.8 x 13.5	614.5 x 358.7 x 49
Bezel size (U/B/L/R)	4.8/10.7/4.8/4.8	4.8/10.7/4.8/4.8	6.3/12.2/6.3/6.3
Weight (Net)	3.5kg	3.5kg	6.2kg
Mounting			100x100, 100x200
OSD key		4 keys (Power switch, menu, +, -)	
OSD control		Brightness, color, contrast, H/V position... etc	
Operating temperature	0°C ~ +50°C		
Storage temperature	-20°C ~ +60°C		
Product approval			CE, FCC

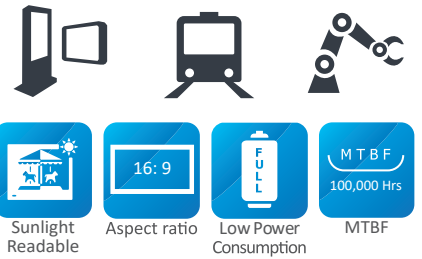
Specifications are subject to change without notice. All brands or product names are trademarks or registered trademarks of their respective companies.

Ordering Information

DLF2705-BNW-A01	27",700nits,FHD,MaxRGB,LID27B,5in1,V1
DLH2705-BNW-I01	27",700nits,FHD,MaxRGB,AD6038GDP+LID,DC12V,5in1,V1
DLO2705-BNW-I01	27",700nits,FHD,MaxRGB,AD6038GDP+LID,O/B-4key,DC12V,V1

2705-B

27" TFT LCD, 1000 nits LED backlight, 1920x1080



Key Features

- 27" sunlight readable, high brightness (1,000 nits)
- Resolutions: 1920 x 1080
- Industry leading LED backlight
- Aspect ratio of 16:9
- Slim Bezel
- Low power consumption
- BL MTBF: 100,000 hours

Specifications

	DLF2705-B	DLH2705-B	DLO2705-B
Description	27" TFT LCD, 1000 nits LED backlight, 1920x1080		
Screen size	27"		
Display area (mm)	597.9 (H) x 336.3(V)		
Brightness	1000 cd/m2		
Resolution	1920x1080		
Aspect ratio	16:9		
Contrast ratio	1000:1		
Pixel pitch (mm)	0.3114(H) x 0.3114(V)		
Pixel per inch (PPI)	81		
Viewing angle	178°(H),178°(V)		
Color saturation (NTSC)	82%		
Display colors	16.7M		
Response time (Typical)	14ms		
Video interface	LVDS	DVI-I, DP	
Input power		DC 12V	
Power consumption	27.6w	33.4w	33.4w
Dimensions (mm)	611.5 x 355.8 x 13.5	611.5 x 355.8 x 13.5	614.5 x 358.7 x 49
Bezel size (U/B/L/R)	4.8/10.7/4.8/4.8	4.8/10.7/4.8/4.8	6.3/12.2/6.3/6.3
Weight (Net)	3.5kg	3.5kg	6.2kg
Mounting			100x100, 100x200
OSD key		4 keys (Power switch, menu, +, -)	
OSD control		Brightness, color, contrast, H/V position... etc	
Operating temperature	0°C ~ +50°C		
Storage temperature	-20°C ~ +60°C		
Product approval			CE, FCC

Specifications are subject to change without notice. All brands or product names are trademarks or registered trademarks of their respective companies.

Ordering Information

DLF2705-BNN-A01	27",1000nits,FHD,LID27B,5in1,V1
DLH2705-BNN-I01	27",1000nits,FHD,AD6038GDP+LID,DC12V,5in1,V1
DLO2705-BNB-I01	27",1000nits,FHD,AD6038GDP+LID,O/B-4key,DC12V,V1

2706-A

27" TFT LCD, 1200 nits LED backlight, 1920x1080



Sunlight Readable



> 1000:1 ratio
High Color Contrast



Wide Viewing Angle
178°



MTBF
100,000 Hrs



Key Features

- 27" sunlight readable, high brightness (1,200 nits)
- Resolutions: 1920 x 1080
- Aspect ratio of 16:9
- Wide viewing angle of 178° (H), 178° (V)
- High color contrast ratio (3600:1)
- Low power consumption
- BL MTBF: 100,000 hours

Specifications

	DLF2706-A	DLH2706-A	DLD2706-A
Description	27" TFT LCD, 1200 nits LED backlight, 1920x1080		
Screen size	27"		
Display area (mm)	597.6(H) x 336.1(V)		
Brightness	1200 cd/m ²		
Resolution	1920x1080		
Aspect ratio	16:9		
Contrast ratio	3600:1		
Pixel pitch (mm)	0.311 (H) x 0.311 (V)		
Pixel per inch (PPI)	81		
Viewing angle	178° (H), 178° (V)		
Color saturation (NTSC)	81%		
Display colors	16.7M		
Response time (Typical)	12ms		
Video interface	LVDS	VGA, DVI-D, DP	
Input power		DC 12V	
Power consumption	57W	62W	
Dimensions (mm)	622x360.5x13.7	622x360.5x13.7	625x363.5x45.1
Bezel size (U/B/L/R)	10/10/10/10	10/10/10/10	11.5/11.5/11.5/11.5
Weight (Net)	2.8kg	2.8kg	6.2kg
Mounting			VESA 200x100,100x100
OSD key		4 keys (Power switch, menu, +, -)	
OSD control		Brightness, color, contrast, H/V position... etc	
Operating temperature	0°C ~ +50°C		
Storage temperature	-20°C ~ +60°C		
Product approval			CE, FCC

Specifications are subject to change without notice. All brands or product names are trademarks or registered trademarks of their respective companies.

Ordering Information

DLF2706-ANN-A01	27",1200nits,FHD,LID27A,5in1,V1
DLH2706-ANN-I01	27",1200nits,FHD,LID27A,AD6038GDP,DC12V,5in1,V1
DLD2706-ANB-I01	27",1200nits,FHD,LID27A,AD6038GDP,O/B,DC12V,3in1,V1

2708-B

27" TFT LCD, 1600 nits LED backlight, 1920x1080



Key Features

- 27" sunlight readable, high brightness (1,600 nits)
- Resolutions: 1920 x 1080
- Aspect ratio of 16:9
- Wide viewing angle of 178° (H), 178° (V)
- High color contrast ratio (1000:1)
- Low power consumption
- BL MTBF: 100,000 hours

Specifications

	DLF2708-B	DLH2708-B	DLD2708-B
Description	27" TFT LCD, 1600 nits LED backlight, 1920x1080		
Screen size	27"		
Display area (mm)	597.8(H) x 336.3(V)		
Brightness	1600 cd/m ²		
Resolution	1920x1080		
Aspect ratio	16:9		
Contrast ratio	1000:1		
Pixel pitch (mm)	0.3114 (H) x 0.3114 (V)		
Pixel per inch (PPI)	81		
Viewing angle	178° (H), 178° (V)		
Color saturation (NTSC)	81%		
Display colors	16.7M		
Response time (Typical)	14ms		
Video interface	LVDS	VGA, DVI-I, DP	
Input power		DC 12V	
Power consumption	57W	62W	
Dimensions (mm)	622x360.5x13.7	622x360.5x13.7	625x363.5x45.1
Bezel size (U/B/L/R)	10/10/10/10	10/10/10/10	11.5/11.5/11.5/11.5
Weight (Net)	2.8kg	2.8kg	6.2kg
Mounting			VESA 200x100,100x100
OSD key		4 keys (Power switch, menu, +, -)	
OSD control		Brightness, color, contrast, H/V position... etc	
Operating temperature	0°C ~ +50°C		
Storage temperature	-20°C ~ +60°C		
Product approval			CE, FCC

Specifications are subject to change without notice. All brands or product names are trademarks or registered trademarks of their respective companies.

Ordering Information

DLF2708-BNN-A01	27",1600nits,FHD,LID27A,5in1,V1
DLH2708-BNN-I01	27",1600nits,FHD,LID27A,AD6038GDP,DC12V,5in1,V1
DLD2708-BNB-I01	27",1600nits,FHD,LID27A,AD6038GDP,O/B,DC12V,3in1,V1

2708-BNW

27" TFT LCD, 1000 nits LED backlight, MaxRGB, 1920x1080



Key Features

- 27" sunlight readable, high brightness (1,000 nits)
- Resolutions: 1920 x 1080
- MaxRGB (NTSC 94%)
- Wide viewing angle of 178° (H), 178° (V)
- High color contrast ratio (1000:1)
- Low power consumption
- BL MTBF: 100,000 hours

Specifications

	DLF2708-BNW	DLH2708-BNW	DLD2708-BNW
Description	27" TFT LCD, 1000 nits LED backlight, MaxRGB, 1920x1080		
Screen size	27"		
Display area (mm)	597.8(H) x 336.3(V)		
Brightness	1000 cd/m ²		
Resolution	1920x1080		
Aspect ratio	16:9		
Contrast ratio	1000:1		
Pixel pitch (mm)	0.3114 (H) x 0.3114 (V)		
Pixel per inch (PPI)	81		
Viewing angle	178° (H), 178° (V)		
Color saturation (NTSC)	94%		
Display colors	16.7M		
Response time (Typical)	14ms		
Video interface	LVDS	VGA, DVI-I, DP	
Input power		DC 12V	
Power consumption	57W	62W	
Dimensions (mm)	622x360.5x13.7	622x360.5x13.7	625x363.5x45.1
Bezel size (U/B/L/R)	10/10/10/10	10/10/10/10	11.5/11.5/11.5/11.5
Weight (Net)	2.8kg	2.8kg	6.2kg
Mounting			VESA 200x100,100x100
OSD key		4 keys (Power switch, menu, +, -)	
OSD control		Brightness, color, contrast, H/V position... etc	
Operating temperature	0°C ~ +50°C		
Storage temperature	-20°C ~ +60°C		
Product approval			CE, FCC

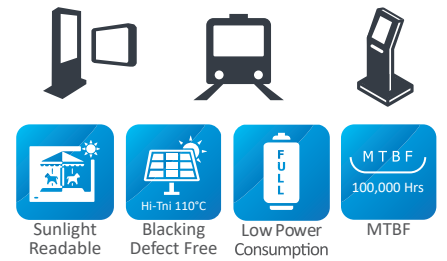
Specifications are subject to change without notice. All brands or product names are trademarks or registered trademarks of their respective companies.

Ordering Information

DLF2708-BNW-A01	27",1000nits,FHD,MaxRGB,LID27A,5in1,V1
DLH2708-BNW-I01	27",1000nits,FHD,MaxRGB,LID27A,AD6038GDP,DC12V,5in1,V1
DLD2708-BNW-I01	27",1000nits,FHD,MaxRGB,LID27A,AD6038GDP,O/B,DC12V,3in1,V1

3200-G

32" TFT LCD, 2500 nits LED backlight, 1920x1080



Key Features

- 32" sunlight readable, high brightness (2,500 nits)
- Resolutions: 1920 x 1080
- Industry leading LED backlight
- Aspect ratio of 16:9
- LCD Blanking Defect Free (H-Tni 110°C)
- Low power consumption
- BL MTBF: 100,000 hours

Specifications

	DLF3200-G	DLH3200-G	DLD3200-G
Description	32" TFT LCD, 2500 nits LED backlight, 1920x1080		
Screen size	32"		
Display area (mm)	698.4(H) x 392.85(V)		
Brightness	2500 cd/m ²		
Resolution	1920x1080		
Aspect ratio	16:9		
Contrast ratio	1100:1		
Pixel pitch (mm)	0.36375(H) x 0.36375(V)		
Pixel per inch (PPI)	68		
Viewing angle	178° (H), 178° (V)		
Color saturation (NTSC)	78%		
Display colors	16.7M		
Response time (Typical)	10ms		
Video interface	LVDS	VGA, DVI-D, HDMI	
Input power		AC 100~240V	
Power consumption	83W	105W	
Dimensions (mm)	732.4x426.85x48.8	732.4x426.85x48.8	735.4x430.8x92.2
Bezel size (U/B/L/R)	15/15/15/15	15/15/15/15	16.7/16.7/16.7/16.7
Weight (Net)	7kg	7kg	13.5kg
Mounting			VESA 400x100
OSD key		4 keys (Power switch, menu, +, -)	
OSD control		Brightness, color, contrast, H/V position... etc	
Operating temperature	0°C ~ +50°C		
Storage temperature	-20°C ~ +60°C		
Product approval			CE, FCC


Specifications are subject to change without notice. All brands or product names are trademarks or registered trademarks of their respective companies.

Ordering Information

DLF3200-GNN-A01	32", 2500nits, FHD, LID32A, 3in1, V1
DLH3200-GNN-G01	32", 2500nits, FHD, LID32A, AD2662GDHM, AC100~240V, 3in1, V1
DLD3200-GNB-G01	32", 2500nits, FHD, LID32A, AD2662GDHM, O/B, Speaker*2, AC100~240V, 2in1, V1

3200-L

32" TFT LCD, 2500 nits LED backlight, 1920x1080



Key Features

- 32" sunlight readable, high brightness (2,500 nits)
- Resolutions: 1920 x 1080
- Aspect ratio of 16:9
- Wide viewing angle of 178° (H), 178° (V)
- High color contrast ratio (1100:1)
- BL MTBF: 100,000 hours

Specifications

	DLF3200-L	DLH3200-L	DLD3200-L
Description	32" TFT LCD, 2500 nits LED backlight, 1920x1080		
Screen size	32"		
Display area (mm)	698.4(H) x 392.85(V)		
Brightness	2500 cd/m ²		
Resolution	1920x1080		
Aspect ratio	16:9		
Contrast ratio	1100:1		
Pixel pitch (mm)	0.36375(H) x 0.36375(V)		
Pixel per inch (PPI)	68		
Viewing angle	178° (H), 178° (V)		
Color saturation (NTSC)	78%		
Display colors	16.7M		
Response time (Typical)	8ms		
Video interface	LVDS	VGA, DVI-D, HDMI	
Input power		AC 100~240V	
Power consumption	83W	112W	
Dimensions (mm)	732.4x426.85x48.8	732.4x426.85x48.8	735.4x430.8x92.2
Bezel size (U/B/L/R)	15/15/15/15	15/15/15/15	16.7/16.7/16.7/16.7
Weight (Net)	7kg	7.5kg	13.5kg
Mounting			VESA 400x100
OSD key		4 keys (Power switch, menu, +, -)	
OSD control		Brightness, color, contrast, H/V position... etc	
Operating temperature	0°C ~ +50°C		
Storage temperature	-20°C ~ +60°C		
Product approval			CE, FCC

Specifications are subject to change without notice. All brands or product names are trademarks or registered trademarks of their respective companies.

Ordering Information

DLF3200-LNN-A01	32", 2500nits, FHD, LID32A, 3in1, V1
DLH3200-LNN-G01	32", 2500nits, FHD, LID32A, AD2662GDHM, AC100~240V, 3in1, V1
DLD3200-LNB-G01	32", 2500nits, FHD, LID32A, AD2662GDHMVAR, O/B, Speaker*2, AC100~240V, 2in1, V1

3205-INK

32" TFT LCD, 800 nits LED backlight, MaxRGB, 3840x2160



Key Features

- 32" sunlight readable, high brightness (800 nits)
- Resolutions: 3840 x 2160
- MaxRGB (NTSC 97%)
- Wide viewing angle of 178° (H), 178° (V)
- High color contrast ratio (4500:1)
- Low power consumption
- BL MTBF: 100,000 hours

Specifications

	DLF3205-INK	DLH3205-INK	DLD3205-INK
Description	32" TFT LCD, 800 nits LED backlight, MaxRGB, 3840x2160		
Screen size	32"		
Display area (mm)	698.4(H) x 392.85(V)		
Brightness	800 cd/m ²		
Resolution	3840x2160		
Aspect ratio	16:9		
Contrast ratio	4500:1		
Pixel pitch (mm)	0.181 (H) x 0.181 (V)		
Pixel per inch (PPI)	137		
Viewing angle	178° (H), 178° (V)		
Color saturation (NTSC)	97%		
Display colors	1.07G		
Response time (Typical)	9.5ms		
Video interface	V-by-One	VGA, DVI-D, HDMI, DP	
Input power		AC 100~240V	
Power consumption	96W	101W	
Dimensions (mm)	732.4x426.85x19.9	732.4x426.85x19.9	735.4x429.8x59.3
Bezel size (U/B/L/R)	15/15/15/15	15/15/15/15	16.5/16.5/16.5/16.5
Weight (Net)	5.8kg	6.3kg	10.6kg
Mounting			VESA 200x200,100x100
OSD key		5 keys (Power switch, menu, +, Exit, -)	
OSD control		Brightness, color, contrast, H/V position... etc	
Operating temperature	0°C ~ +50°C		
Storage temperature	-20°C ~ +60°C		
Product approval			CE, FCC

Specifications are subject to change without notice. All brands or product names are trademarks or registered trademarks of their respective companies.

Ordering Information

DLF3205-INK-A01	32",800nits,UHD,MaxRGB,LID32A,2in1,V1
DLH3205-INK-M01	32",800nits,UHD,MaxRGB,LID32A,AD9131GDHP,AC100~240V,2in1,V1
DLD3205-INK-M01	32",800nits,UHD,MaxRGB,LID32A,AD9131GDHP,O/B,speaker*2,AC100~240V,V1

3205-INU

32" TFT LCD, 1000 nits LED backlight, 3840x2160



Key Features

- 32" sunlight readable, high brightness (1,000 nits)
- Resolutions: 3840 x 2160
- Aspect ratio of 16:9
- Wide viewing angle of 178° (H), 178° (V)
- High color contrast ratio (4500:1)
- Low power consumption
- BL MTBF: 100,000 hours

Specifications

	DLF3205-INU	DLH3205-INU	DLD3205-INU
Description	32" TFT LCD, 1000 nits LED backlight, 3840x2160		
Screen size	32"		
Display area (mm)	698.4(H) x 392.85(V)		
Brightness	1000 cd/m ²		
Resolution	3840x2160		
Aspect ratio	16:9		
Contrast ratio	4500:1		
Pixel pitch (mm)	0.181 (H) x 0.181 (V)		
Pixel per inch (PPI)	137		
Viewing angle	178° (H), 178° (V)		
Color saturation (NTSC)	85%		
Display colors	1.07G		
Response time (Typical)	9.5ms		
Video interface	V-by-One	VGA, DVI-D, HDMI, DP	
Input power		AC 100~240V	
Power consumption	96W	101W	
Dimensions (mm)	732.4x426.85x19.9	732.4x426.85x19.9	735.4x429.8x59.3
Bezel size (U/B/L/R)	15/15/15/15	15/15/15/15	16.5/16.5/16.5/16.5
Weight (Net)	5.8kg	6.3kg	10.6kg
Mounting			VESA 200x200,100x100
OSD key		5 keys (Power switch, menu, +,Exit, -)	
OSD control		Brightness, color, contrast, H/V position... etc	
Operating temperature	0°C ~ +50°C		
Storage temperature	-20°C ~ +60°C		
Product approval			

Specifications are subject to change without notice. All brands or product names are trademarks or registered trademarks of their respective companies.

Ordering Information

DLF3205-INU-A01	32",1000nits,UHD,LID32A,2in1,V1
DLH3205-INU-M01	32",1000nits,UHD,LID32A,AD9131GDHP,AC100~240V,2in1,V1
DLD3205-INU-M01	32",1000nits,UHD,LID32A,AD9131GDHP,O/B,speaker*2,AC100~240V,V1

3245-E

32" TFT LCD, 1200/1800 nits LED backlight, 1366x768



Sunlight Readable



Wide Viewing Angle



Low Power Consumption



MTBF



Key Features

- 32" sunlight readable, high brightness (1,200/1,800 nits)
- Resolutions: 1366 x 768
- Industry leading LED backlight
- Aspect ratio of 16:9
- Wide viewing angle of 176° (H), 176° (V)
- Low power consumption
- BL MTBF: 70,000 hours

Specifications

	DLF3245-E	DLH3245-E	SLO3245-E	SLD3245-E
Description	32" TFT LCD, 1200/1800 nits LED backlight, 1366x768			
Screen size	32"			
Display area (mm)	697.6(H) x 392.2(V)			
Brightness	1200/1800 cd/m ²			
Resolution	1366x768			
Aspect ratio	16:9			
Contrast ratio	5000:1			
Pixel pitch (mm)	0.51075 (H) x 0.51075 (V)			
Pixel per inch (PPI)	50			
Viewing angle	176° (H), 176° (V)			
Color saturation (NTSC)	74%			
Display colors	16.7M			
Response time (Typical)	7ms			
Video interface	LVDS	VGA, DVI-D, HDMI		
Input power	AC 100~240V			
Power consumption	60W/64W	70W/74W		
Dimensions (mm)	737.6x426.2x16	737.6x426.2x16	781.4x428.8x53.5	740.2x428.8x53.5
Bezel size (U/B/L/R)	14.2/14.2/17.3/17.3	14.2/14.2/17.3/17.3	15.5/15.5/39.2/39.2	15.5/15.5/18.6/18.6
Weight (Net)	5.2kg	5.4kg	10kg	9.8kg
Mounting			VESA 400x200, 200x100	VESA 400x200, 200x100
OSD key	4 keys (Power switch, menu, +, -)			
OSD control	Brightness, color, contrast, H/V position... etc			
Operating temperature	0°C ~ +50°C			
Storage temperature	-20°C ~ +60°C			
Product approval			CE, FCC	CE, FCC

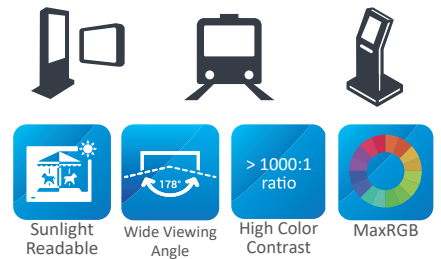
Specifications are subject to change without notice. All brands or product names are trademarks or registered trademarks of their respective companies.

Ordering Information

DLF3245-ENN-A11	32", 1200nits, WXGA, LID32A.V2(2 in1)
DLH3245-ENN-G11	32", 1200nits, WXGA, LID32A.AD2662GD, AC100~240V, V2(2 in1)
SLO3245-ENB-G12	32", 1200nits, WXGA, LID32A.AD2662GDHMMVAR, O/B, AC100~240V input, V02
SLD3245-ENB-G13	32", 1200nits, WXGA, LID32A.AD2662GD, O/B, LS, AC100~240V, V02
DLF3245-ENN-A51	32", 1800nits, WXGA, LID29A01.DC 12V input, V01, Standard.(2 in 1)
DLH3245-ENN-G51	32", 1800nits, WXGA, LID29A01.AD2662GD, DC 12V input, V01, Standard(2 in 1)
SLO3245-ENB-G52	32", 1800nits, WXGA, LID29A01.AD2662GDHM, O/B, AC100~240V, V01
SLD3245-ENB-G51	32", 1800nits, WXGA, LID29A01.AD2662GD, O/B, AC100~240V, V01

3255-ANW

32" TFT LCD, 1000 nits LED backlight, MaxRGB, 1920x1080



Key Features

- 32" sunlight readable, high brightness (1,000 nits)
- Resolutions: 1920 x 1080
- MaxRGB (NTSC 94%)
- Wide viewing angle of 178° (H), 178° (V)
- High contrast ratio (6300:1)
- Low power consumption
- BL MTBF: 100,000 hours

Specifications

	DLF3255-ANW	DLH3255-ANW	DLD3255-ANW
Description	32" TFT LCD, 1000 nits LED backlight, MaxRGB, 1920x1080		
Screen size	32"		
Display area (mm)	698.4(H) x 392.8(V)		
Brightness	1000 cd/m ²		
Resolution	1920x1080		
Aspect ratio	16:9		
Contrast ratio	6300:1		
Pixel pitch (mm)	0.3637 (H) x 0.3637 (V)		
Pixel per inch (PPI)	68		
Viewing angle	178° (H), 178° (V)		
Color saturation (NTSC)	94%		
Display colors	16.7M		
Response time (Typical)	6.5ms		
Video interface	LVDS	VGA, DVI-D, DP	
Input power		AC 100~240V	
Power consumption	68W	71W	
Dimensions (mm)	732.4x426.85x21.4	732.4x426.85x21.4	735.4x429.7x59.6
Bezel size (U/B/L/R)	14/14/14/14	14/14/14/14	15.5/15.5/15.5/15.5
Weight (Net)	5.5kg	6.2kg	10.6kg
Mounting			VESA 100x100, 200x200
OSD key		4 keys (Power switch, menu, +, -)	
OSD control		Brightness, color, contrast, H/V position... etc	
Operating temperature	0°C ~ +50°C		
Storage temperature	-20°C ~ +60°C		
Product approval			CE, FCC

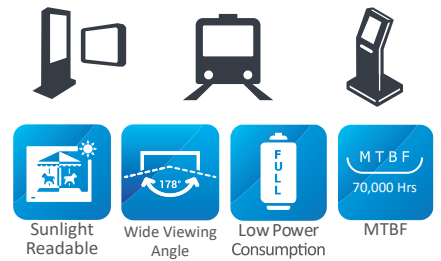
Specifications are subject to change without notice. All brands or product names are trademarks or registered trademarks of their respective companies.

Ordering Information

DLF3255-ANW-A01	32",1000nits,FHD,MaxRGB,LID32A,2in1,V1
DLH3255-ANW-I01	32",1000nits,FHD,MaxRGB,LID32A.AD6038GDP,AC100~240V,2in1,V1
DLD3255-ANW-I01	32",1000nits,FHD,MaxRGB,LID32A.AD6038GDP,O/B,AC100~240V,V1

3255-E

32" TFT LCD, 1000 nits LED backlight, 1920x1080



Key Features

- 32" sunlight readable, high brightness (1,000 nits)
- Resolutions: 1920 x 1080
- Aspect ratio of 16:9
- Wide viewing angle of 178° (H), 178° (V)
- High contrast ratio (5800:1)
- Low power consumption
- BL MTBF: 70,000 hours

Specifications

	DLF3255-E	DLH3255-E	SLO3255-E	SLD3255-E
Description	32" TFT LCD, 1000 nits LED backlight, 1920x1080			
Screen size	32"			
Display area (mm)	698.4(H) x 392.8(V)			
Brightness	1000 cd/m ²			
Resolution	1920x1080			
Aspect ratio	16:9			
Contrast ratio	5800:1			
Pixel pitch (mm)	0.3637 (H) x 0.3637 (V)			
Pixel per inch (PPI)	70			
Viewing angle	178° (H), 178° (V)			
Color saturation (NTSC)	80%			
Display colors	16.7M			
Response time (Typical)	6.5ms			
Video interface	LVDS	VGA, DVI-D, HDMI		
Input power	AC 100~240V			
Power consumption	68W	71W		
Dimensions (mm)	732.4x426.85x21.4	732.4x426.85x21.4	782.4x426.85x60.4	735.4x429.85x60.4
Bezel size (U/B/L/R)	14/14/14/14	14/14/14/14	14/14/39/39	15.5/15.5/15.5/15.5
Weight (Net)	5.5kg	6.2kg	12kg	11.5kg
Mounting			VESA 400x100	VESA 400x100
OSD key	4 keys (Power switch, menu, +, -)			
OSD control	Brightness, color, contrast, H/V position... etc			
Operating temperature	0°C ~ +50°C			
Storage temperature	-20°C ~ +60°C			
Product approval			CE, FCC	CE, FCC

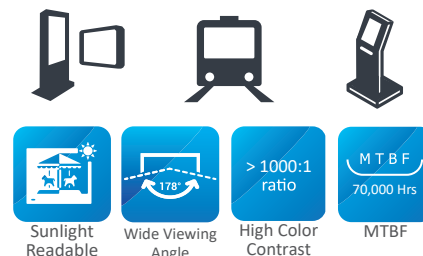
Specifications are subject to change without notice. All brands or product names are trademarks or registered trademarks of their respective companies.

Ordering Information

DLF3255-ENN-A31	32",1000nits,FHD,LID32B,2 in 1.V04
DLH3255-ENN-G31	32",1000nits,FHD,LID32B.AD2662GDHM,AC100~240V.2 in 1,V04
SLO3255-ENB-G31	32",1000nits,FHD,LID32B.AD2662GDHM,O/B,AC100~240V.V04
SLD3255-ENB-G31	32",1000nits,FHD,LID32B.AD2662GDHM,O/B,AC100~240V.V04

4235-E

42" TFT LCD, 1000 nits LED backlight, 1920x1080



Key Features

- 42" sunlight readable, high brightness (1,000 nits)
- Resolutions: 1920 x 1080
- Aspect ratio of 16:9
- Wide viewing angle of 178° (H), 178° (V)
- High contrast ratio (1200:1)
- Low power consumption
- BL MTBF 70,000 hours

Specifications

	DLF4235-E	DLH4235-E	SLO4235-E	SLD4235-E
Description	42" TFT LCD, 1000 nits LED backlight, 1920x1080			
Screen size	42"			
Display area (mm)	927.9(H) x 521.9(V)			
Brightness	1000 cd/m ²			
Resolution	1920x1080			
Aspect ratio	16:9			
Contrast ratio	1200:1			
Pixel pitch (mm)	0.4833 (H) x 0.4833 (V)			
Pixel per inch (PPI)	53			
Viewing angle	178° (H), 178° (V)			
Color saturation (NTSC)	75%			
Display colors	16.7M			
Response time (Typical)	8ms			
Video interface	LVDS	VGA, DVI-D		
Input power	AC 100~240V			
Power consumption	96W	119W		
Dimensions (mm)	965x557x24	965x557x24	1018x560x65	968x560x65
Bezel size (U/B/L/R)	13/13/15/15	13/13/15/15	14.5/14.5/20.75/20.75	14.5/14.5/16.5/16.5
Weight (Net)	9.5kg	9.5kg	17.5kg	17kg
Mounting				VESA 400x100, 200x100
OSD key	4 keys (Power switch, menu, +, -)			
OSD control	Brightness, color, contrast, H/V position... etc			
Operating temperature	0°C ~ +50°C			
Storage temperature	-20°C ~ +60°C			
Product approval			CE, FCC	CE, FCC

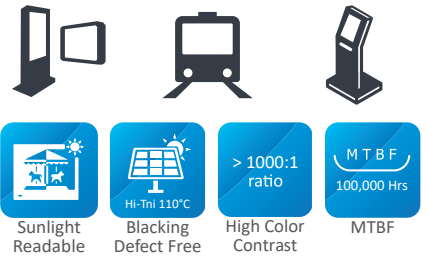
Specifications are subject to change without notice. All brands or product names are trademarks or registered trademarks of their respective companies.

Ordering Information

DLF4235-ENN-A11	42",1000nits,FHD,LID42A.3 in 1,V02
DLH4235-ENN-G11	42",1000nits,FHD,LID42A.AD2662GD,AC100~240V,3 in 1,V02
SLO4235-ENB-G11	42",1000nits,FHD,LID42.AD2662GD,O/B,AC100~240V.V02
SLD4235-ENB-G11	42",1000nits,FHD,LID42A.AD2662GD,O/B,AC100~240V.V02

4300-L

43" TFT LCD, 2500 nits LED backlight, 1920x1080



Key Features

- 43" sunlight readable, high brightness (2,500 nits)
- Resolutions: 1920 x 1080
- LCD blackening defect free (Hi- Tni 110°C)
- Wide viewing angle of 178° (H), 178° (V)
- High contrast ratio (1500:1)
- Low power consumption
- BL MTBF: 100,000 hours

Specifications

	DLF4300-L	DLH4300-L	DLD4300-L
Description	43" TFT LCD, 2500 nits LED backlight, 1920x1080		
Screen size	43"		
Display area (mm)	941.1(H) x 529.4(V)		
Brightness	2500 cd/m ²		
Resolution	1920x1080		
Aspect ratio	16:9		
Contrast ratio	1500:1		
Pixel pitch (mm)	0.4902 (H) x 0.4902 (V)		
Pixel per inch (PPI)	51		
Viewing angle	178° (H), 178° (V)		
Color saturation (NTSC)	80%		
Display colors	16.7M		
Response time (Typical)	12ms		
Video interface	LVDS	VGA, DVI-D, HDMI	
Input power		AC 100~240V	
Power consumption	150W	189W	
Dimensions (mm)	968.2x556.4x45.2	968.2x556.4x45.2	971.6x559.8x88.5
Bezel size (U/B/L/R)	11.5/11.5/11.6/11.6	11.5/11.5/11.6/11.6	13.2/13.2/13.3/13.3
Weight (Net)	11kg	11.5kg	21kg
Mounting			VESA 400x100
OSD key		4 keys (Power switch, menu, +, -)	
OSD control		Brightness, color, contrast, H/V position... etc	
Operating temperature	0°C ~ +50°C		
Storage temperature	-20°C ~ +60°C		
Product approval		CE, FCC	

Specifications are subject to change without notice. All brands or product names are trademarks or registered trademarks of their respective companies.

Ordering Information

DLF4300-LNN-A01	43",2500nits,FHD,LID43A,3in1,V1
DLH4300-LNN-J01	43",2500nits,FHD,LID43A,AD5827GDHP,AC100~240V,3in1,V1
DLD4300-LNB-J01	43",2500nits,FHD,LID43A,AD5827GDHP,O/B,Speaker*2,AC100~240V,2in1,V1

4309-ANU

43" TFT LCD, 1800 nits LED backlight, 3840x2160



Key Features

- 43" sunlight readable, high brightness (1,800 nits)
- Resolutions: 3840 x 2160
- Aspect ratio of 16:9
- Wide viewing angle of 178° (H), 178° (V)
- High contrast ratio (3900:1)
- Low power consumption
- BL MTBF: 100,000 hours

Specifications

	DLF4309-ANU	DLH4309-ANU	DLD4309-ANU
Description	43" TFT LCD, 1800 nits LED backlight, 3840x2160		
Screen size	43"		
Display area (mm)	941.184(H) x 529.416(V)		
Brightness	1800 cd/m ²		
Resolution	3840x2160		
Aspect ratio	16:9		
Contrast ratio	3900:1		
Pixel pitch (mm)	0.49005 (H) x 0.49005 (V)		
Pixel per inch (PPI)	102		
Viewing angle	178° (H), 178° (V)		
Color saturation (NTSC)	80%		
Display colors	1.07G		
Response time (Typical)	8ms		
Video interface	V-by-One	VGA, DVI-D, HDMI, DP	
Input power		AC 100~240V	
Power consumption	177W	182W	
Dimensions (mm)	968.2x556.4x48.8	968.2x556.4x48.8	971.6x559.8x92
Bezel size (U/B/L/R)	11.5/11.5/11.6/11.6	11.5/11.5/11.6/11.6	13.2/13.2/13.3/13.3
Weight (Net)	11kg	11.5kg	21kg
Mounting			VESA 400x100
OSD key		5 keys (Power switch, menu, +, -)	
OSD control		Brightness, color, contrast, H/V position... etc	
Operating temperature	0°C ~ +50°C		
Storage temperature	-20°C ~ +60°C		
Product approval			CE, FCC

Specifications are subject to change without notice. All brands or product names are trademarks or registered trademarks of their respective companies.

Ordering Information

DLF4309-ANU-A11	43",1800nits,3840*2160,LID43A,3in1,V2
DLH4309-ANU-N11	43",1800nits,3840*2160,LID43A,AD2796DHP,AC100~240V,3in1,V2
DLD4309-ANU-N11	43",1800nits,3840*2160,LID43,AD2796GDHPA,Speaker*2,O/B,AC100~240V,V2

5500-L

55" TFT LCD, 2500 nits LED backlight, 1920x1080



Sunlight Readable



Blacking Defect Free



High Color Contrast



MTBF 100,000 Hrs



Key Features

- 55" sunlight readable, high brightness (2,500 nits)
- Resolutions: 1920 x 1080
- Wide viewing angle of 178° (H), 178° (V)
- LCD blackening defect free (Hi- Tni 110°C)
- High contrast ratio (1000:1)
- Low power consumption
- BL MTBF: 100,000 hours

Specifications

	DLF5500-L	DLH5500-L	DLD5500-L
Description	55" TFT LCD, 2500 nits LED backlight, 1920x1080		
Screen size	55"		
Display area (mm)	1209.6(H) x 680.4(V)		
Brightness	2500 cd/m ²		
Resolution	1920x1080		
Aspect ratio	16:9		
Contrast ratio	1000:1		
Pixel pitch (mm)	0.63 (H) x 0.63 (V)		
Pixel per inch (PPI)	40		
Viewing angle	178° (H), 178° (V)		
Color saturation (NTSC)	75%		
Display colors	16.7M		
Response time (Typical)	9ms		
Video interface	LVDS	VGA, DVI-D, HDMI, DP	
Input power		AC 100~240V	
Power consumption	140.6W	166.8W	
Dimensions (mm)	1240x711x24.7	1240x711x24.7	1242.6x713.6x74.3
Bezel size (U/B/L/R)	14/14/14/14	14/14/14/14	15.3/15.3/15.3/15.3
Weight (Net)	27kg	27.5kg	39.5kg
Mounting			VESA 400x200, 400x300
OSD key		4 keys (Power switch, menu, +, -)	
OSD control		Brightness, color, contrast, H/V position... etc	
Operating temperature	0°C ~ +50°C		
Storage temperature	-20°C ~ +60°C		
Product approval			CE, FCC

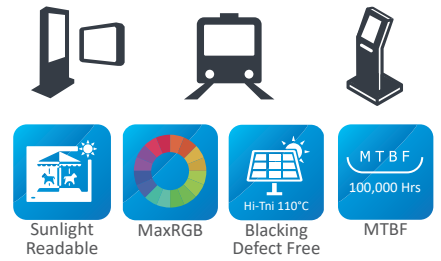
Specifications are subject to change without notice. All brands or product names are trademarks or registered trademarks of their respective companies.

Ordering Information

DLF5500-LNN-A11	55", 2500nits, FHD, LID55A, 2in1, V2
DLH5500-LNN-J11	55", 2500nits, FHD, LID55A, AD5827GDHP, AC100~240V, 2in1, V2
DLD5500-LNB-J01	55", 2500nits, FHD, LID55A, AD5827GDHPVAR, O/B, AC100~240V, V1

5500-LNW

55" TFT LCD, 1400 nits LED backlight, MaxRGB, 1920x1080



Key Features

- 55" sunlight readable, high brightness (1,400 nits)
- Resolutions: 1920 x 1080
- MaxRGB (NTSC 94%)
- Wide viewing angle of 178° (H), 178° (V)
- LCD blackening defect free (Hi- Tni 110°C)
- Low power consumption
- BL MTBF: 100,000 hours

Specifications

	DLF5500-LNW	DLH5500-LNW	DLD5500-LNW
Description	55" TFT LCD, 1400 nits LED backlight, MaxRGB, 1920x1080		
Screen size	55"		
Display area (mm)	1209.6(H) x 680.4(V)		
Brightness	1400 cd/m ²		
Resolution	1920x1080		
Aspect ratio	16:9		
Contrast ratio	1000:1		
Pixel pitch (mm)	0.63 (H) x 0.63 (V)		
Pixel per inch (PPI)	40		
Viewing angle	178° (H), 178° (V)		
Color saturation (NTSC)	94%		
Display colors	16.7M		
Response time (Typical)	9ms		
Video interface	LVDS	VGA, DVI-D, HDMI, DP	
Input power		AC 100~240V	
Power consumption	160W	196W	
Dimensions (mm)	1240x711x24.7	1240x711x24.7	1242.6x713.6x74.3
Bezel size (U/B/L/R)	14/14/14/14	14/14/14/14	15.3/15.3/15.3/15.3
Weight (Net)	27kg	27.5kg	39.5kg
Mounting			VESA 400x200, 400x300
OSD key		5 keys (Power switch, menu, +, Exit, -)	
OSD control		Brightness, color, contrast, H/V position... etc	
Operating temperature	0°C ~ +50°C		
Storage temperature	-20°C ~ +60°C		
Product approval			CE, FCC

Specifications are subject to change without notice. All brands or product names are trademarks or registered trademarks of their respective companies.

Ordering Information

DLF5500-LNW-A11	55",1400nits,FHD,MaxRGB,LID55A,2in1,V2
DLH5500-LNW-J11	55",1400nits,FHD,MaxRGB,LID55A,AD5827GDHP,AC100~240V,2in1,V2
DLD5500-LNW-J01	55",1400nits,FHD,MaxRGB,LID55A,AD5827GDHPVAR,O/B,AC100~240V,V1

5506-LNU

55" TFT LCD, 1200 nits LED backlight, 3840 x 2160



Key Features

- 55" sunlight readable, high brightness (1,200 nits)
- Resolutions: 3840 x 2160
- Aspect ratio of 16:9
- Wide viewing angle of 178° (H), 178° (V)
- High contrast ratio (1200:1)
- Low power consumption
- BL MTBF: 100,000 hours

Specifications

	DLF5506-LNU	DLH5506-LNU	DLD5506-LNU
Description	55" TFT LCD, 1200 nits LED backlight, 3840x2160		
Screen size	55"		
Display area (mm)	1209.6(H) x 680.4(V)		
Brightness	1200 cd/m ²		
Resolution	3840x2160		
Aspect ratio	16:9		
Contrast ratio	1200:1		
Pixel pitch (mm)	0.315 (H) x 0.315 (V)		
Pixel per inch (PPI)	80		
Viewing angle	178° (H), 178° (V)		
Color saturation (NTSC)	80%		
Display colors	1.07G		
Response time (Typical)	8ms		
Video interface	V-by-One	VGA, DVI-D, HDMI, DP	
Input power		AC 100~240V	
Power consumption	160W	165W	
Dimensions (mm)	1240x711x24.7	1240x711x24.7	1242.6 x 713.6 x 74.3
Bezel size (U/B/L/R)	14/14/14/14	14/14/14/14	15.3/15.3/15.3/15.3
Weight (Net)	27kg	27.5kg	39.5kg
Mounting			VESA 400x200, 400x300
OSD key		5 keys (Power switch, menu, +, Exit, -)	
OSD control		Brightness, color, contrast, H/V position... etc	
Operating temperature	0°C ~ +50°C		
Storage temperature	-20°C ~ +60°C		
Product approval			CE, FCC

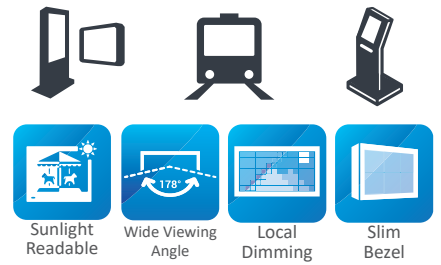
Specifications are subject to change without notice. All brands or product names are trademarks or registered trademarks of their respective companies.

Ordering Information

DLF5506-LNU-A11	55",1200nits,UHD,LID55A,2in1,V2
DLH5506-LNU-N11	55",1200nits,UHD,LID55A,AD2796DHP,AC100~240V,2in1,V2
DLD5506-LNU-N01	55",1200nits,UHD,LID55A,AD2796GDHP,speaker*2,O/B,AC100~240V,V2

5507-L

55" TFT LCD, 1400 nits LED backlight, 1920x1080, ultra narrow bezel



Key Features

- 55" sunlight readable, high brightness (1,400 nits)
- Resolutions: 1920 x 1080
- Wide viewing angle of 178° (H), 178° (V)
- LCD blackening defect free (Hi- Tni 110°C)
- Ultra narrow bezel (ATA 3.8mm)
- Support local dimming function
- BL MTBF: 70,000 hours

Specifications

DLO5507-L	
Description	55" TFT LCD, 1400 nits LED backlight, 1920x1080, ultra narrow bezel
Screen size	55"
Display area (mm)	1209.6(H) x 680.4(V)
Brightness	1400 cd/m ²
Resolution	1920x1080
Aspect ratio	16:9
Contrast ratio	1300:1
Pixel pitch (mm)	0.63 (H) x 0.63 (V)
Pixel per inch (PPI)	40
Viewing angle	178° (H), 178° (V)
Color saturation (NTSC)	78%
Display colors	10.6B
Response time (Typical)	12ms
Video interface	VGA, DVI-D, HDMI
Input power	AC 100~240V
Power consumption	373W
Dimensions (mm)	1213.5x684.3x109.15
Bezel size (U/B/L/R)	1.8/1.8/1.8/1.8
Weight (Net)	35kg
Mounting	VESA 400x200, 400x300
OSD key	4 keys (Power switch, menu, +, -)
OSD control	Brightness, color, contrast, H/V position... etc
Operating temperature	0°C ~ +50°C
Storage temperature	-20°C ~ +60°C
Product approval	CE, FCC

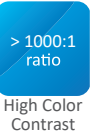

Specifications are subject to change without notice. All brands or product names are trademarks or registered trademarks of their respective companies.

Ordering Information

DLO5507-LNB-J01	55",1400nits,FHD,LID55B.AD5827GDHA,CEB.speaker 5w*2,O/B.AC100~240V,V01
DLO5507-LNB-J02	55",1400nits,FHD,LID55B.AD5827GDHA,CEB.speaker 5w*2,O/B,Local Dimming,AC100~240V,V01

6500-A

65" TFT LCD, 2000 nits LED backlight, 3840x2160



Key Features

- 65" sunlight readable, high brightness (2,000 nits)
- Resolutions: 3840 x 2160
- Wide viewing angle of 178° (H), 178° (V)
- High contrast ratio (3800:1)
- Low power consumption
- BL MTBF: 100,000 hours

Specifications

	DLF6500-A	DLH6500-A	DLD6500-A
Description	65" TFT LCD, 2000 nits LED backlight, 3840x2160		
Screen size	65"		
Display area (mm)	1428.4(H) x 803.5(V)		
Brightness	2000 cd/m ²		
Resolution	3840x2160		
Aspect ratio	16:9		
Contrast ratio	3800:1		
Pixel pitch (mm)	0.372 (H) x 0.372 (V)		
Pixel per inch (PPI)	67		
Viewing angle	178° (H), 178° (V)		
Color saturation (NTSC)	79%		
Display colors	1.07G		
Response time (Typical)	8ms		
Video interface	V-by-One	VGA, DVI-D, HDMI, DP	
Input power		AC 100~240V	
Power consumption	351W	356W	
Dimensions (mm)	1471x846x54.5	1471x846x54.5	1474.2x849.2x95
Bezel size (U/B/L/R)	19.3/19.3/19.3/19.3	19.3/19.3/19.3/19.3	20.88/20.88/20.9/20.9
Weight (Net)	29.5kg	30kg	46kg
Mounting			VESA 400x200, 400x400
OSD key		5 Keys (Power Switch, Menu, +, Exit, -)	
OSD control		Brightness, color, contrast, H/V position... etc	
Operating temperature	0°C ~ +50°C		
Storage temperature	-20°C ~ +60°C		
Product approval			CE, FCC


Specifications are subject to change without notice. All brands or product names are trademarks or registered trademarks of their respective companies.

Ordering Information

DLF6500-ANU-A01	65",2000nits,UHD,LID65A,2in1,V1
DLH6500-ANU-M01	65",2000nits,UHD,LID65A,AD9131GDHP,AC100~240V,2in1,V1
DLD6500-ANU-M01	65",2000nits,UHD,LID65A,AD9131GDHP,speaker*2,O/B,AC100~240V,V1

7501-L

75" TFT LCD, 3000 nits LED backlight, 3840x2160



Key Features

- 75" sunlight readable, high brightness (3,000 nits)
- Resolutions: 3840 x 2160
- Wide viewing angle of 178° (H), 178° (V)
- High contrast ratio (1200:1)
- Local Dimming
- LCD Blacking Defect Free(H-Tni 110°C)
- Low power consumption
- BL MTBF: 50,000 hours

Specifications

	DLF7501-L	DLH7501-L
Description	75" TFT LCD, LED Backlight 3000 nits, UHD (3840x2160)	
Screen size	75"	
Display area (mm)	1649.7(H) x 927.9(V)	
Brightness	3000 cd/m ²	
Resolution	3840x2160	
Aspect ratio	16:9	
Contrast ratio	1200:1	
Pixel pitch (mm)	0.429 (H) x 0.429 (V)	
Pixel per inch (PPI)	59	
Viewing angle	178° (H), 178° (V)	
Color saturation (NTSC)	68%	
Display colors	1.07G	
Response time (Typical)	8ms	
Video interface	V-by-One	DVI-D, HDMI, DP
Input power	DC24V (DC24V optional)	
Power consumption	650W, (670W with AD Board /AC110)	
Dimensions (mm)	1675.2x 953.6 x 54.6	
Bezel size (U/B/L/R)	11.8/11.8/11.8/11.8mm	
Weight (Net)	29.7kg	
Mounting		
OSD key	5 Keys (Power Switch, Menu, +,Exit, -)	
OSD control	Brightness, color, contrast, H/V position... etc	
Operating temperature	0°C ~ +50°C	
Storage temperature	-20°C ~ +60°C	
Product approval		

Specifications are subject to change without notice. All brands or product names are trademarks or registered trademarks of their respective companies.

Ordering Information

DLF7501-LNU-A01	75",3000nits,UHD, LID ON LCM,DC24V,3in1,V1
DLH7501-LNU-N01	75",3000nits,UHD,LID ON LCM,AD2796DHP,AC100~240V,3in1,V1



Enabling Intelligent Vertical Platforms



www.litemax.com

TAIWAN

Headquater

8F, No. 137, Ln 235,
Baoqiao Rd., Xindian Dist.,
New Taipei City 23145, Taiwan

T +886-2-8919-1858

F +886-2-8919-1300

sales@litemax.com

China

Shanghai

20F, Unit D, Building 20,
GEM Building, No.487 Tianlin Road,
Xuhui District, Shanghai, China

T +86-21-64956621

M +86-13818264122

Beijing

Room 606, Block D Jia Hua Building,
NO.9 Shang Di San Street,
Hai Dian District, Beijing, China

T +86-10-82780421

F +86-10-82780421

Europe

Germany

Julius-Faucher-Str.31,
28307 Bremen, Germany

T +49-421-565-6811

F +49-421-565-6810

USA

California

48531 Warm Springs Blvd, #414,
Fremont, CA94539, USA

T +1-510-5097506

usa@litemax.com



Copyright © 2018
Litemax Electronics INC.

v.2018.04